

Library resource use and student success

Data from the 2024 School Reports

The Open University / Library Services
December 2024

Contents

Library training and attainment	4
Library resources use and attainment	5
Resources accessed and attainment for each school and module	6
Data for individual schools (2023J unless otherwise specified)	6
FASS Arts and Humanities	7
FASS Psychology and Counselling	9
FASS Social Science and Global Studies	10
FBL Undergraduate Business	12
FBL Postgraduate Business	14
Presentations E and K	14
FBL Law	16
STEM Computing and Communications	18
Presentation B	20
Presentations E and K	21
STEM Engineering and Innovation	23
STEM Environment, Earth and Ecosystem Sciences	25
STEM Life, Health and Chemical Sciences	26

Presentations E, K and B	27
STEM Maths and Statistics	28
STEM Physical Sciences	30
WELS Education, Childhood, Youth and Sport	31
WELS Health, Wellbeing and Social Care	33
WELS Languages and Applied Linguistics	35
Open Programme	37

Library training and attainment

Each year, we analyse data about student attainment and how participation in library training and use of Library resources relate to student success. We have repeatedly found a correlation between student attainment and engagement with the Library.

Figure 1 shows the percentage of all students who began a module in October 2023 (2023J) that have attended or not attended one of the [training sessions](#) with their attendance status split by their module result.

Across the university, **32%** of students who attended a live session gained a distinction at the end of their module.

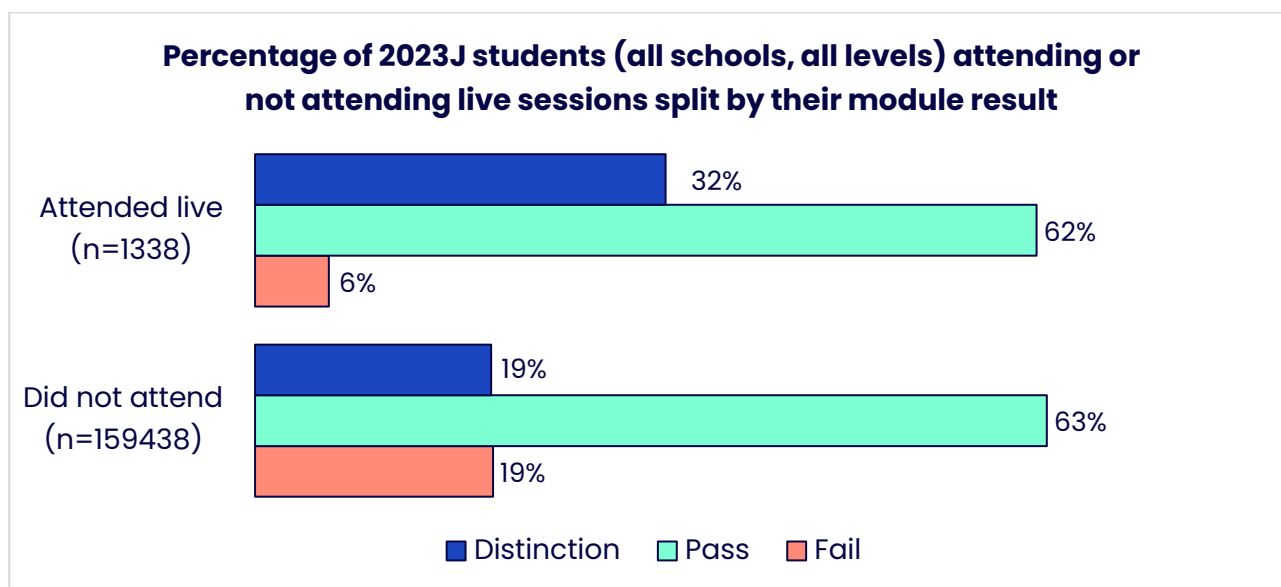


Figure 1. Percentage of 2023J students (all schools, all levels) attending or not attending live sessions split by their module result

	Fail	Pass	Distinction	(n)
Attended live	5.8%	61.7%	32.4%	1,338
Did not attend	18.8%	62.5%	18.7%	159,438

Library resources use and attainment

Similarly, students who access Library resources more frequently correlate to a greater number of distinctions. For most modules across the OU, students who received a distinction accessed on average more Library resources than students who passed or failed the module.

Across the OU, students who gained a Distinction averaged 34 resource accesses. Those who passed averaged 19 resources, and those who failed averaged 3 resources (Figure 2).

The number of Library resources accessed by students typically increases as their level of study progresses.

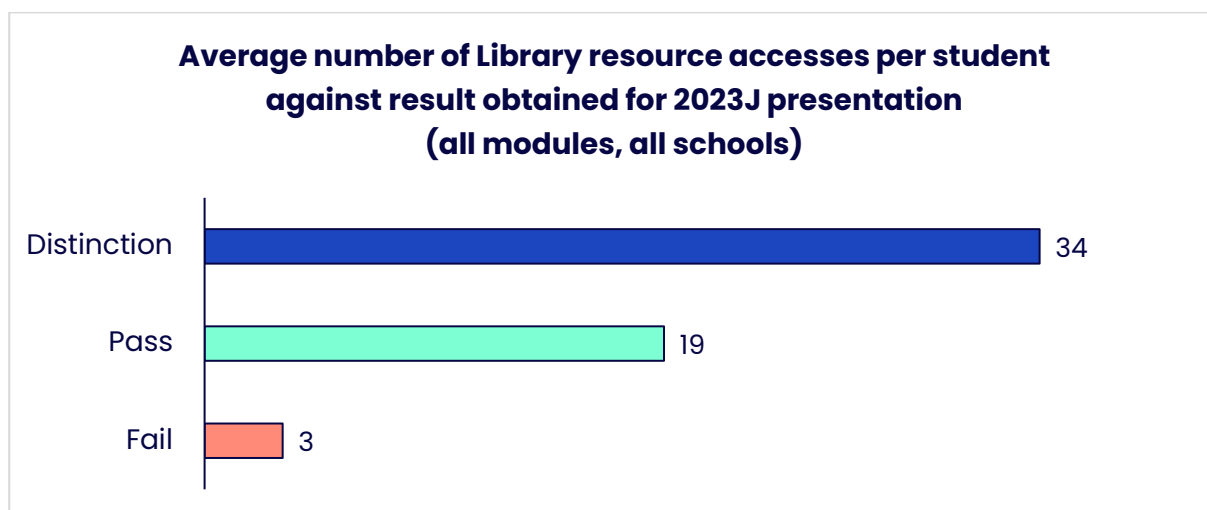


Figure 2. Average number of Library resources accessed per student against result obtained for 2023J presentation (all modules, all schools)

Grade	Average
Distinction	33.9
Pass	18.6
Fail	3.2

Resources accessed and attainment for each school and module

Data for individual schools (2023J unless otherwise specified)

Faculty of Arts and Social Sciences (FASS):

- [Arts and Humanities](#)
- [Psychology and Counselling](#)
- [Social Science and Global Studies](#)

Faculty of Business and Law (FBL):

- [Undergraduate Business](#)
- [Graduate Business](#)
- [Law](#)

Faculty of Science, Technology, Engineering and Mathematics (STEM):

- [Computing and Communications](#)
- [Engineering and Innovation](#)
- [Environment, Earth and Ecosystem Sciences](#)
- [Life, Health and Chemical Sciences](#)
- [Maths and Statistics](#)
- [Physical Sciences](#)

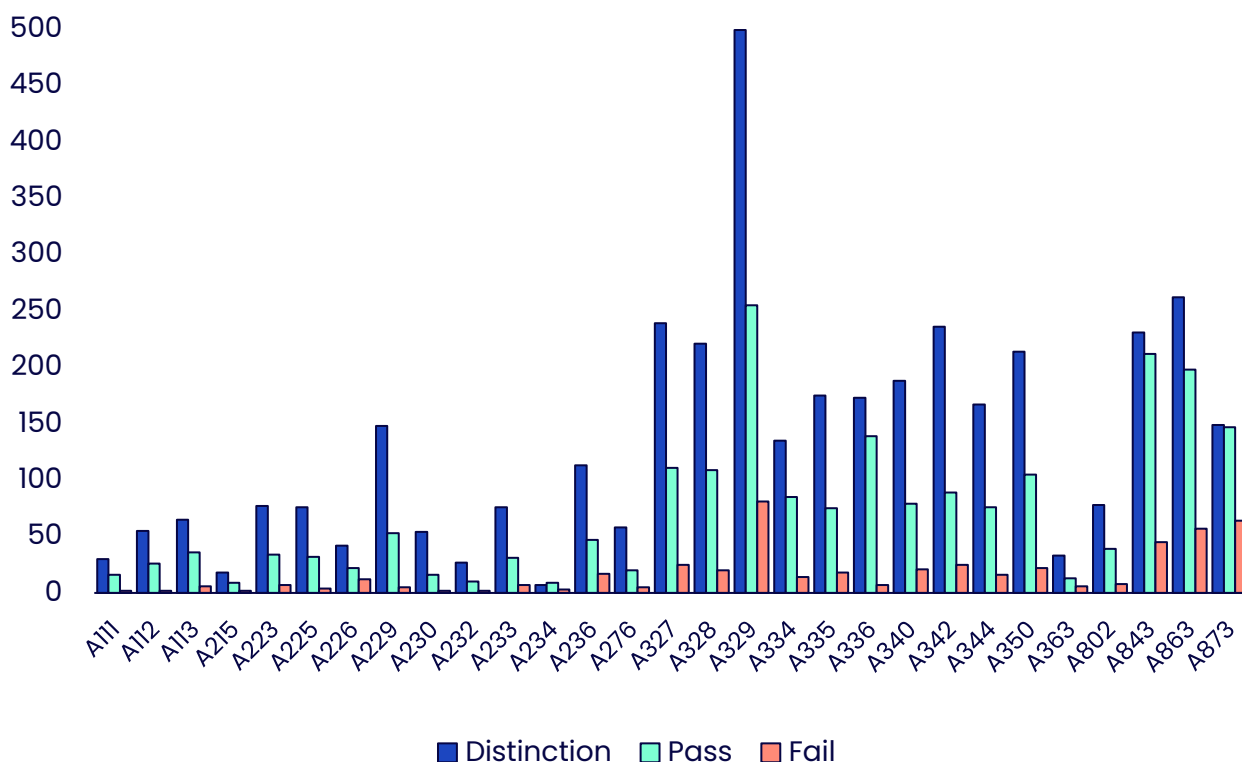
School of Wellbeing, Education and Language Studies (WELS):

- [Education, Childhood, Youth and Sport](#)
- [Health, Wellbeing and Social Care](#)
- [Languages and Applied Linguistics](#)

[Open Programme](#)

FASS Arts and Humanities

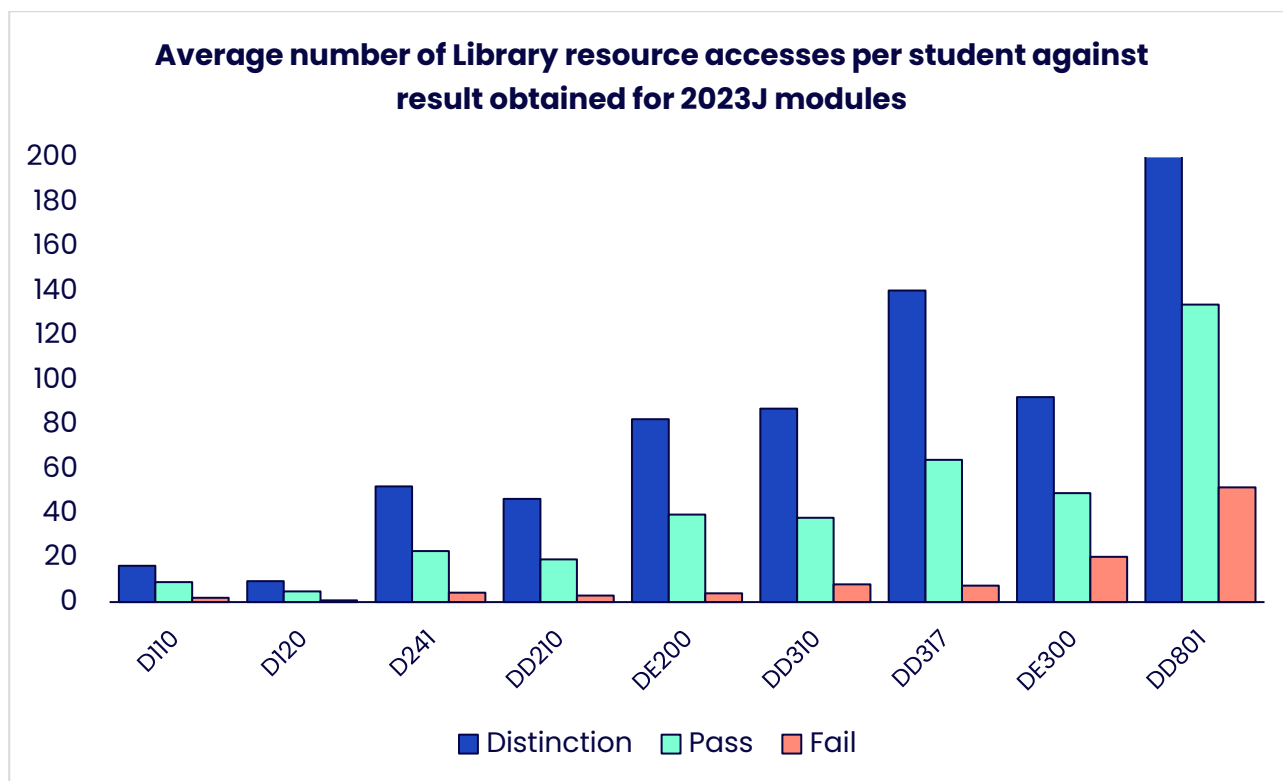
Average number of Library resources accessed per student against result obtained for 2023J modules



Module	Distinction	Pass	Fail
A111	30	16	2
A112	55	26	2
A113	65	36	6
A215	18	9	2
A223	77	34	7
A225	76	32	4
A226	42	22	12
A229	148	53	5

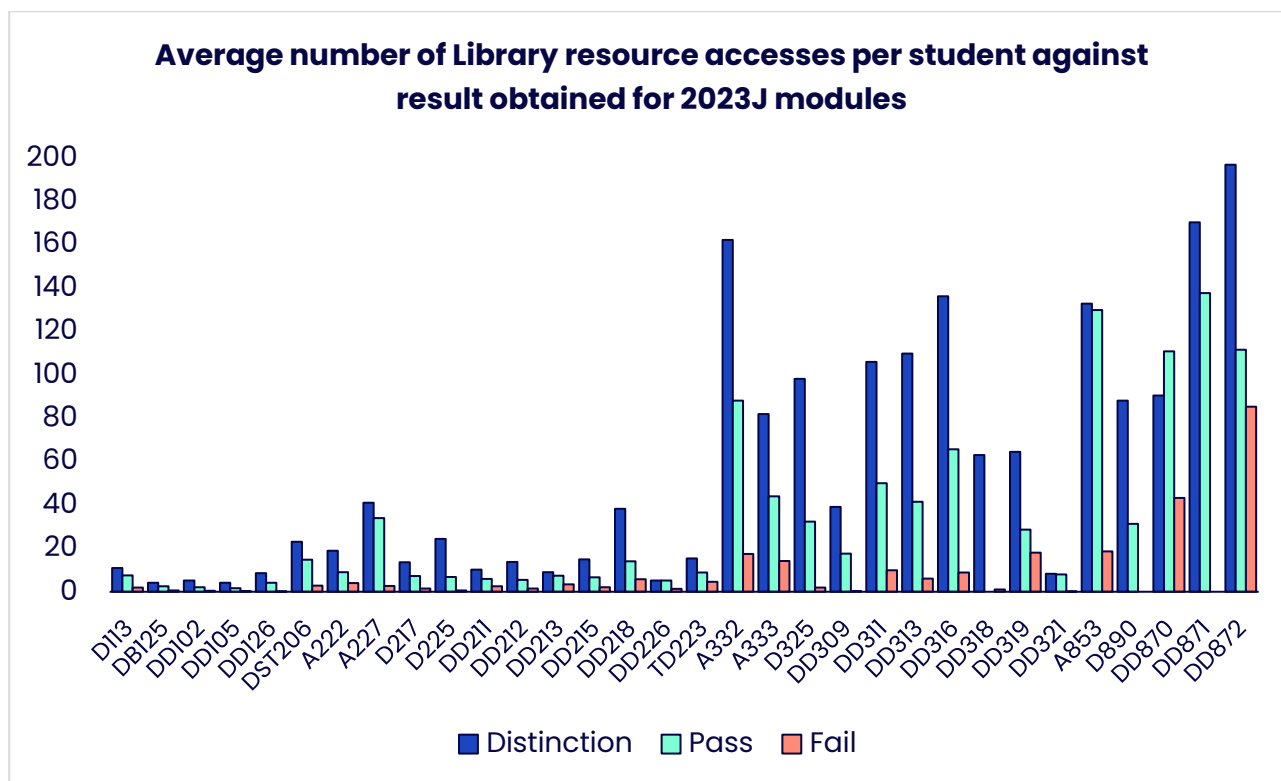
A230	54	16	2
A232	27	10	2
A233	76	31	7
A234	7	9	3
A236	113	47	17
A276	58	20	5
A327	239	111	25
A328	221	109	20
A329	499	255	81
A334	135	85	14
A335	175	75	18
A336	173	139	7
A340	188	79	21
A342	236	89	25
A344	167	76	16
A350	214	105	22
A363	33	13	6
A802	78	39	8
A843	231	212	45
A863	262	198	57
A873	149	147	64

FASS Psychology and Counselling



Module	Distinction	Pass	Fail
D110	16	9	2
D120	9	5	1
D241	52	23	4
DD210	46	19	3
DE200	82	39	4
DD310	87	38	8
DD317	140	64	7
DE300	92	49	20
DD801	222	134	52

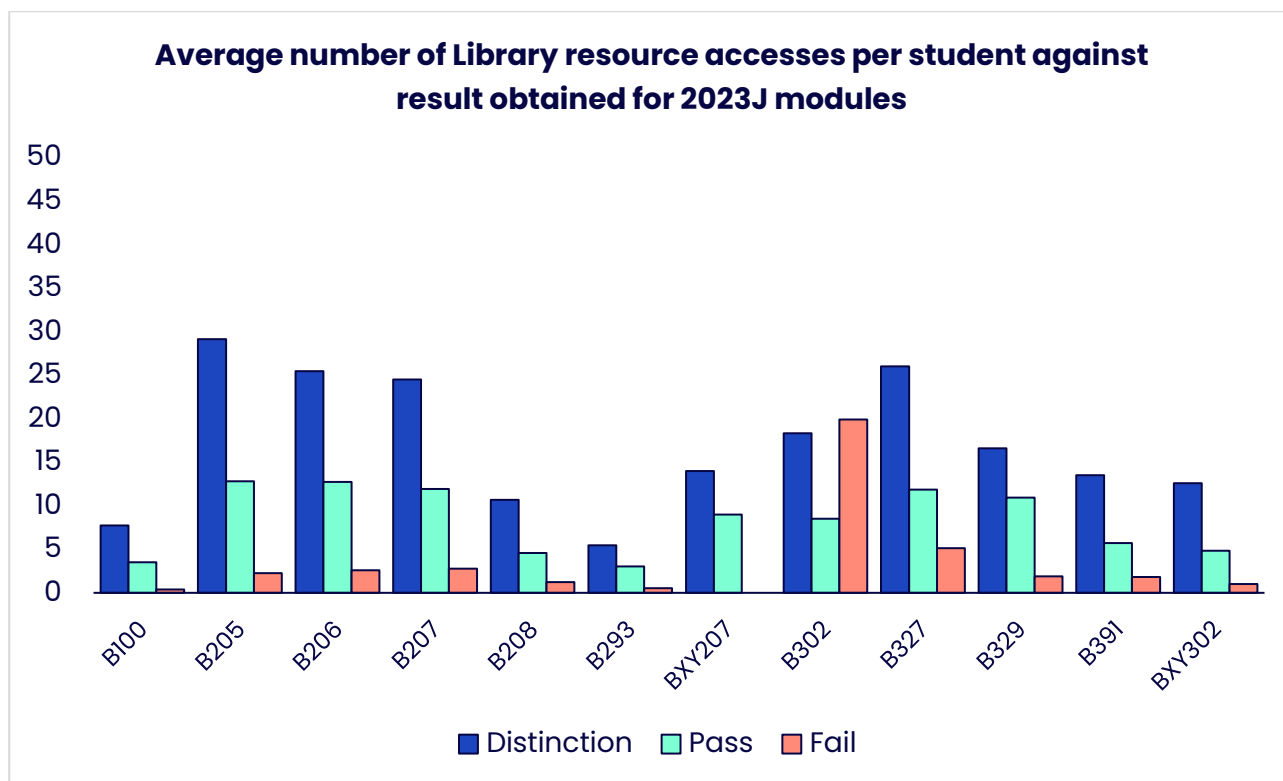
FASS Social Science and Global Studies



Module	Distinction	Pass	Fail	
DI13		11	8	2
DB125		4	2	1
DD102		5	2	0
DD105		4	2	0
DD126		8	4	0
DST206		23	15	3
A222		19	9	4
A227		41	34	3
D217		14	7	1
D225		24	7	1

DD211	10	6	3
DD212	14	5	1
DD213	9	7	3
DD215	15	7	2
DD218	38	14	6
DD226	5	5	1
TD223	15	9	5
A332	162	88	17
A333	82	44	14
D325	98	32	2
DD309	39	18	0
DD311	106	50	10
DD313	110	42	6
DD316	136	66	9
DD318	63	0	1
DD319	65	29	18
DD321	8	8	0
A853	133	130	19
D890	88	31	0
DD870	90	111	43
DD871	170	138	0
DD872	197	111	85

FBL Undergraduate Business

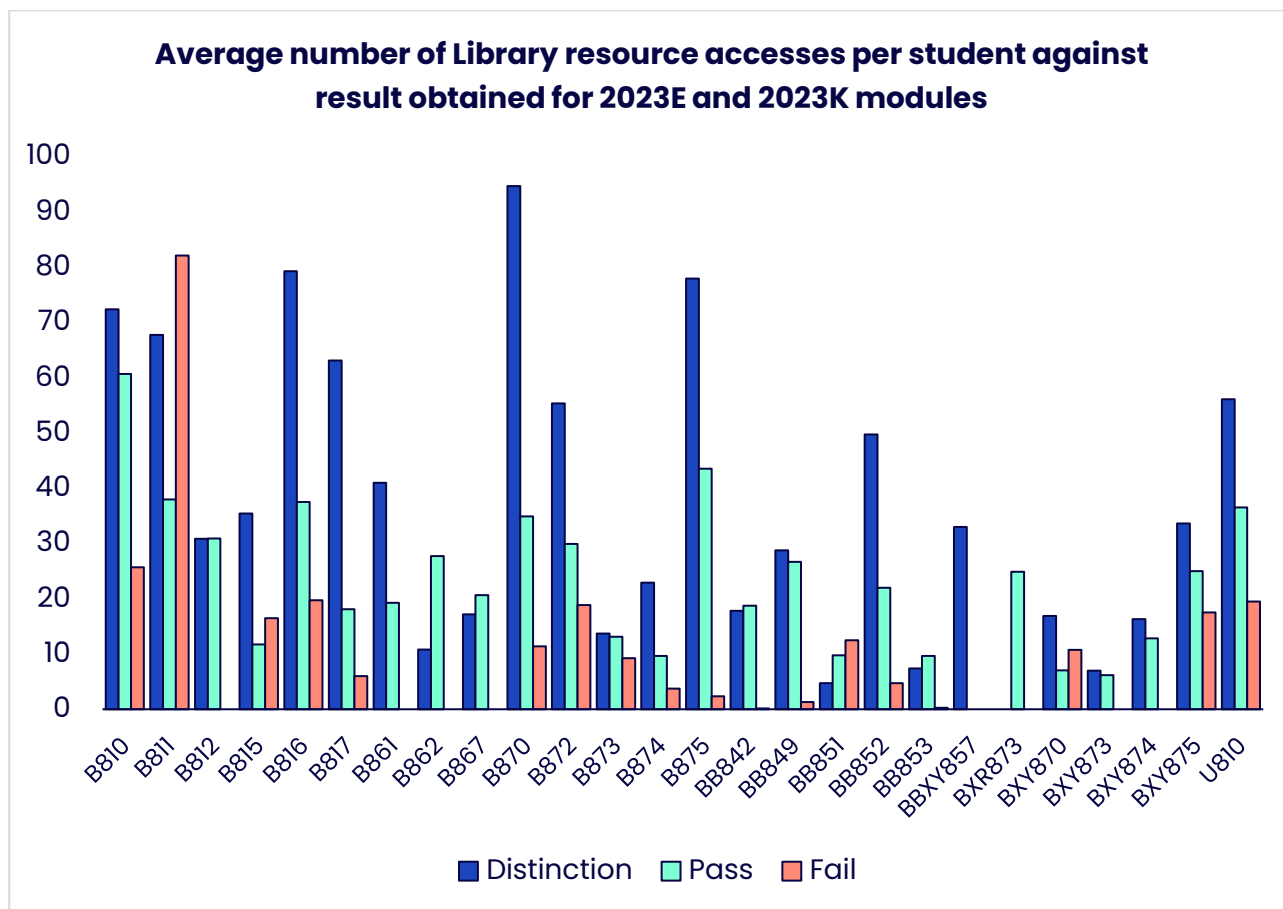


Module	Distinction	Pass	Fail
B100	8	4	0
B205	29	13	2
B206	25	13	3
B207	24	12	3
B208	11	5	1
B293	5	3	1
BXY207	14	9	0
B302	18	9	20
B327	26	12	5
B329	17	11	2

B391	14	6	2
BXY302	13	5	1

FBL Postgraduate Business

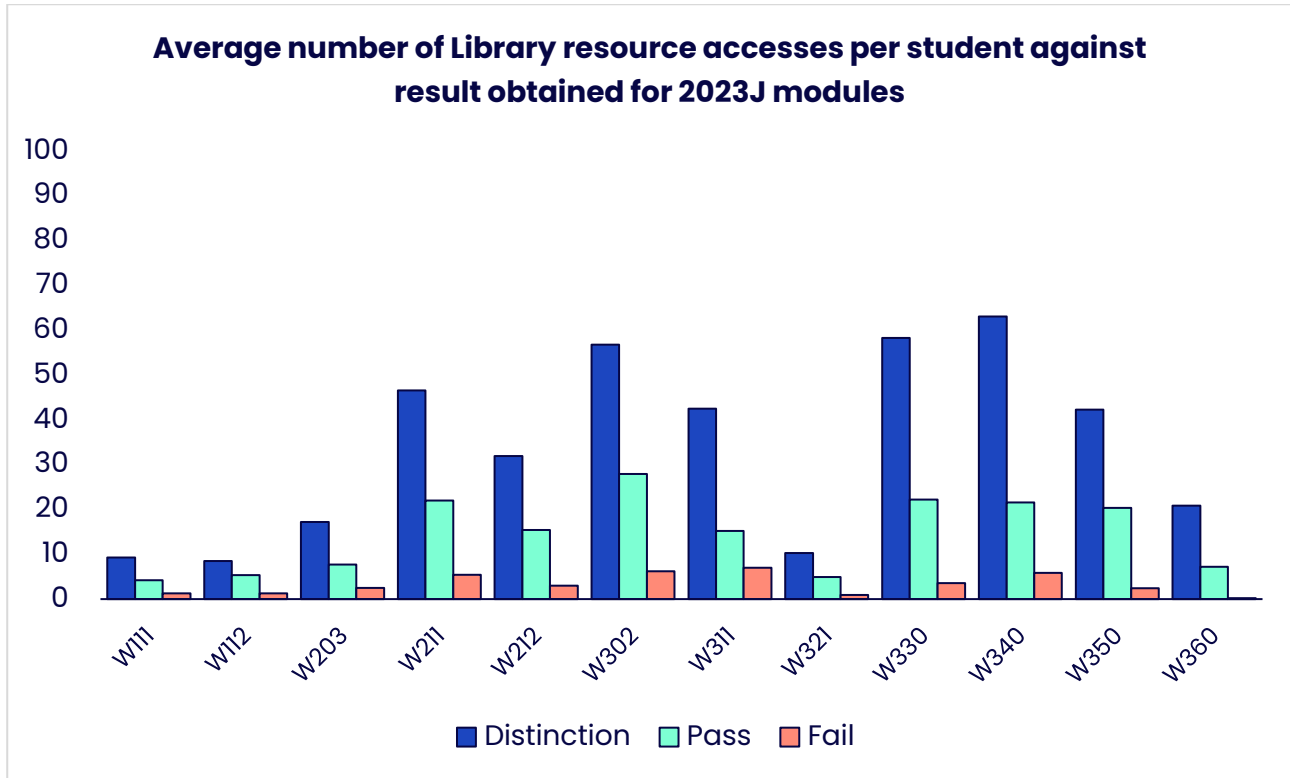
Presentations E and K



B811	68	38	82
B812	31	31	0
B815	35	12	17
B816	79	37	20
B817	63	18	6
B861	41	19	0
B862	11	28	0

B867	17	21	0
B870	95	35	11
B872	55	30	19
B873	14	13	9
B874	23	10	4
B875	78	44	2
BB842	18	19	0
BB849	29	27	1
BB851	5	10	13
BB852	50	22	5
BB853	7	10	0
BBXY857	33	0	0
BXR873	0	25	0
BXY870	17	7	11
BXY873	7	6	0
BXY874	16	13	0
BXY875	34	25	18
U810	56	37	20

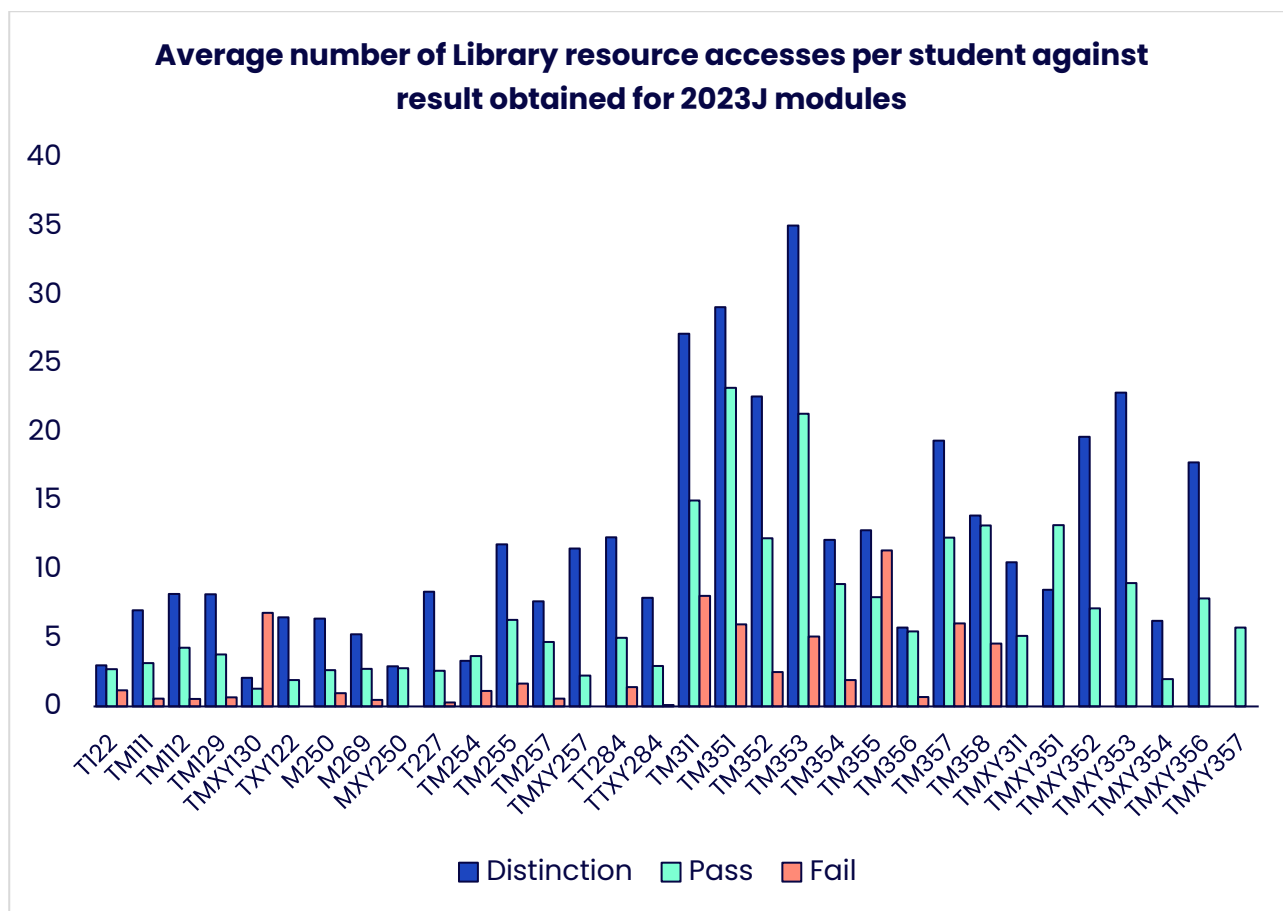
FBL Law



Module	Distinction	Pass	Fail
W111	9	4	1
W112	8	5	1
W203	17	8	3
W211	47	22	5
W212	32	15	3
W302	57	28	6
W311	42	15	7
W321	10	5	1
W330	58	22	4
W340	63	22	6

W350	42	20	2
W360	21	7	0

STEM Computing and Communications

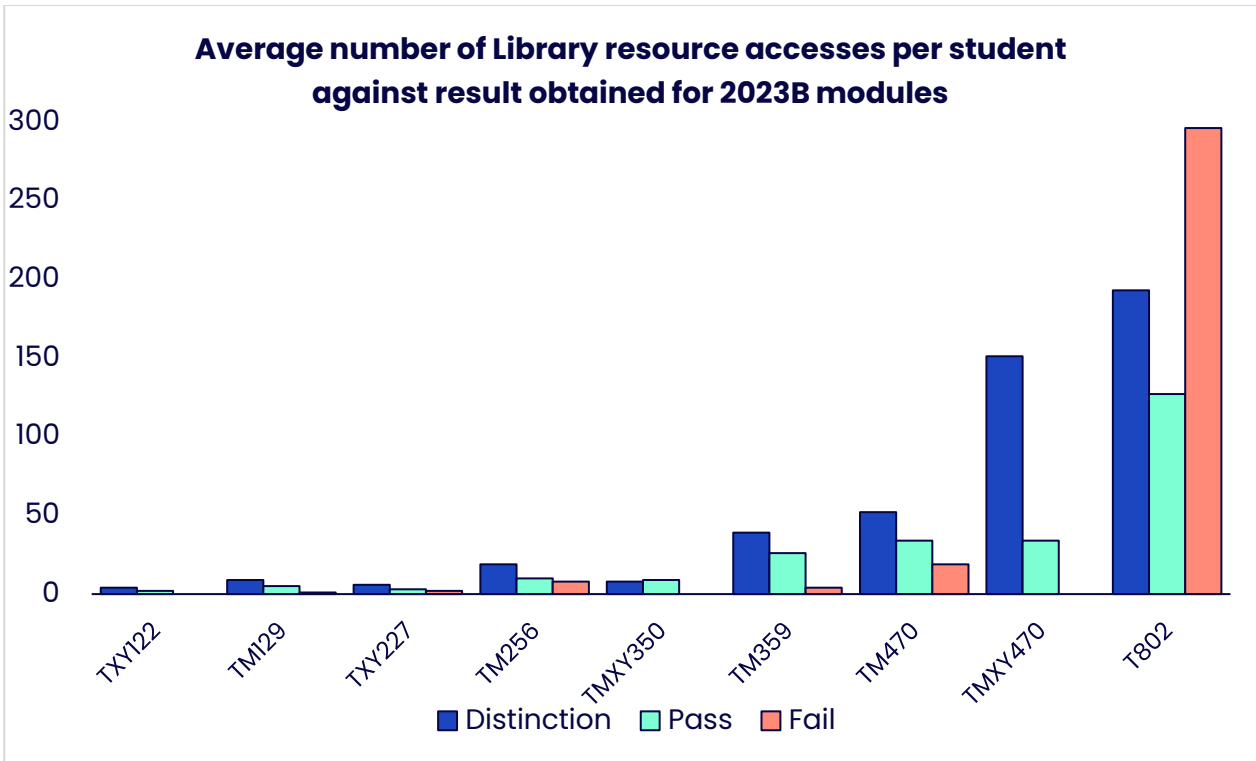


Module	Distinction	Pass	Fail
T122	3	3	1
TM111	7	3	1
TM112	8	4	1
TM129	8	4	1
TMXY130	2	1	7
TXY122	7	2	0
M250	6	3	1
M269	5	3	0

MXY250	3	3	0
MXY269	0	2	1
T227	8	3	0
TM254	3	4	1
TM255	12	6	2
TM257	8	5	1
TMXY254	1	3	0
TMXY257	12	2	0
TT284	12	5	1
TTXY284	8	3	0
TM311	27	15	8
TM351	29	23	6
TM352	23	12	2
TM353	35	21	5
TM354	12	9	2
TM355	13	8	11
TM356	6	5	1
TM357	19	12	6
TM358	14	13	5
TMXY311	11	5	0
TMXY351	9	13	0
TMXY352	20	7	0

TMXY353	23	9	0
TMXY354	6	2	0
TMXY356	18	8	0
TMXY357	0	6	0

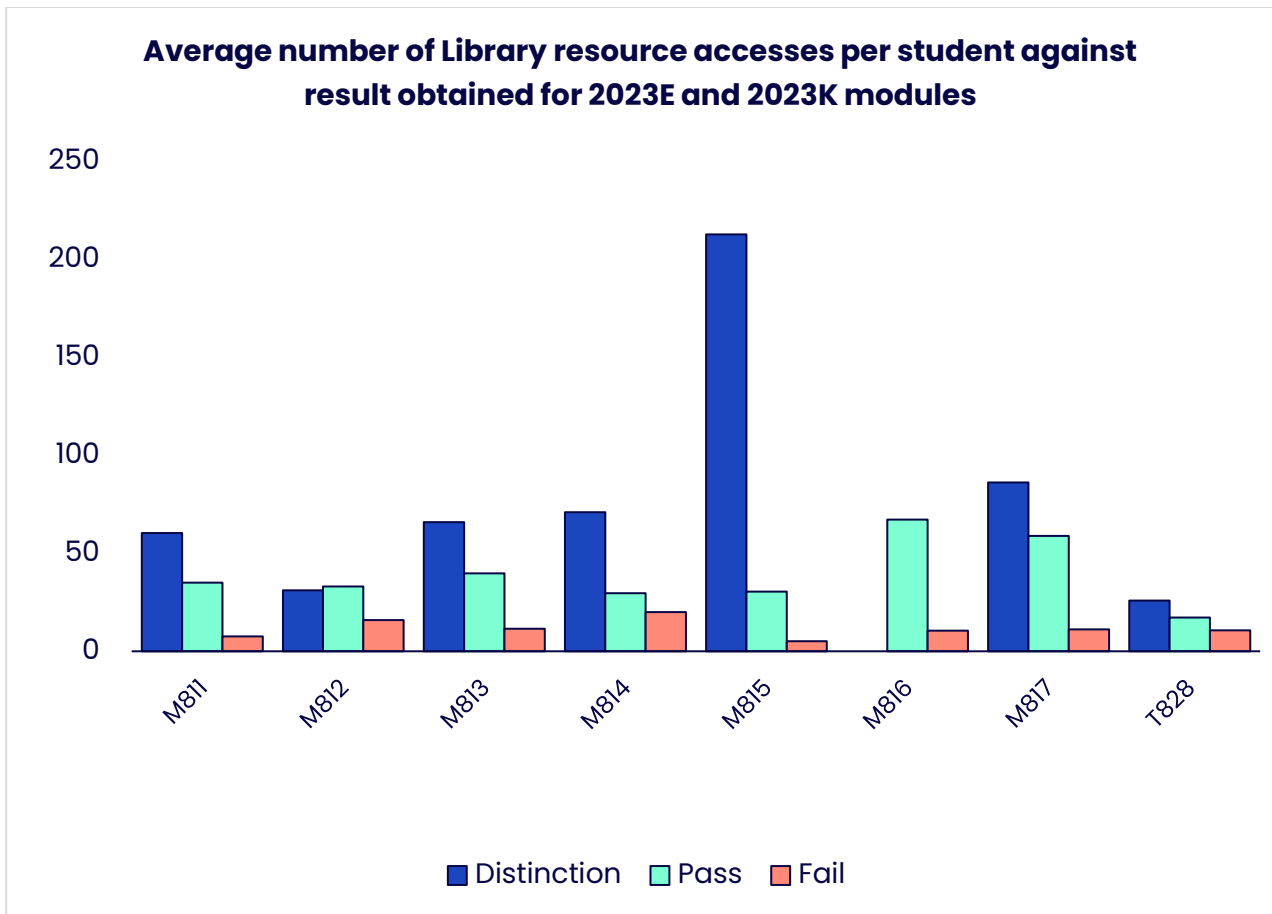
Presentation B



Module	Distinction	Pass	Fail
TXY122	4	2	0
TM129	9	5	1
TXY227	6	3	2
TM256	19	10	8
TMXY350	8	9	0

TM359	39	26	4
TM470	52	34	19
TMXY470	151	34	0
T802	193	127	296

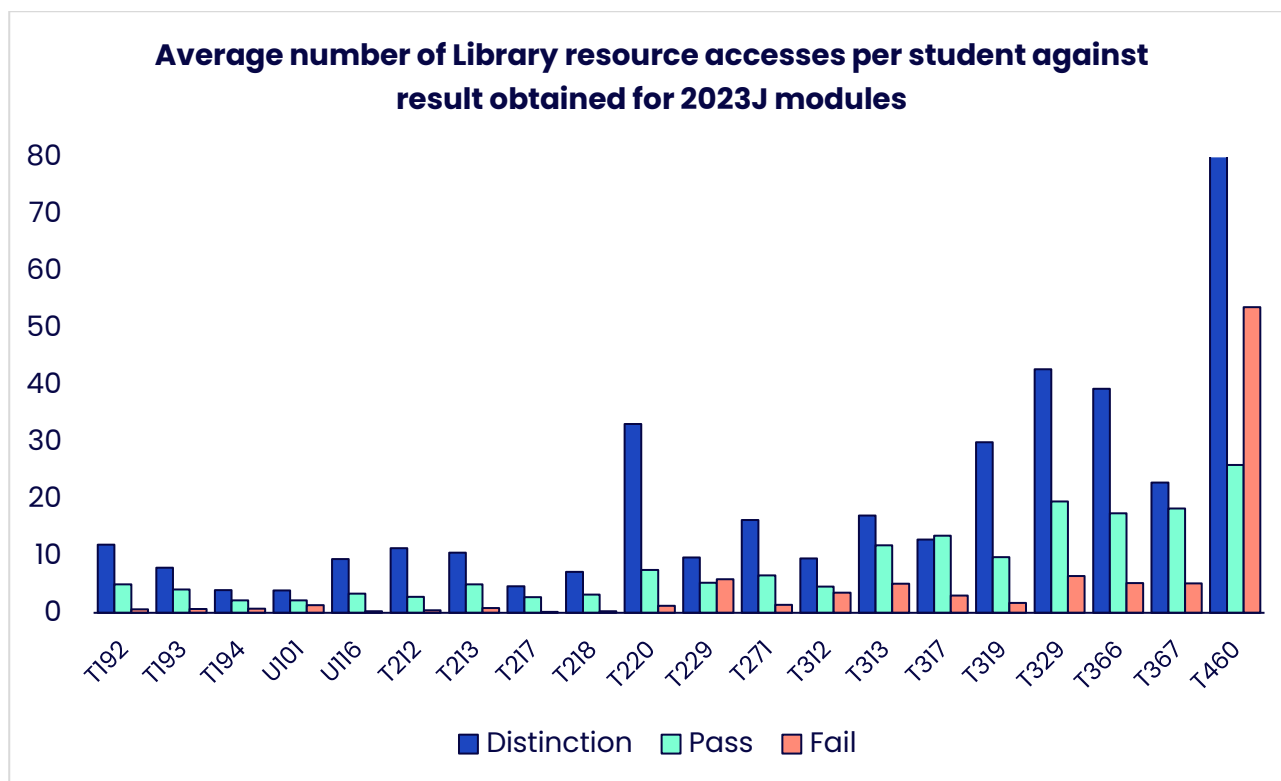
Presentations E and K



Module	Distinction	Pass	Fail
M811	60	35	8
M812	31	33	16
M813	66	40	12
M814	71	30	20

M815	213	30	5
M816	0	67	10
M817	86	59	11
MXY845	0	2	2
MXY855	0	1	0
T828	26	17	11
TXY828	0	1	0

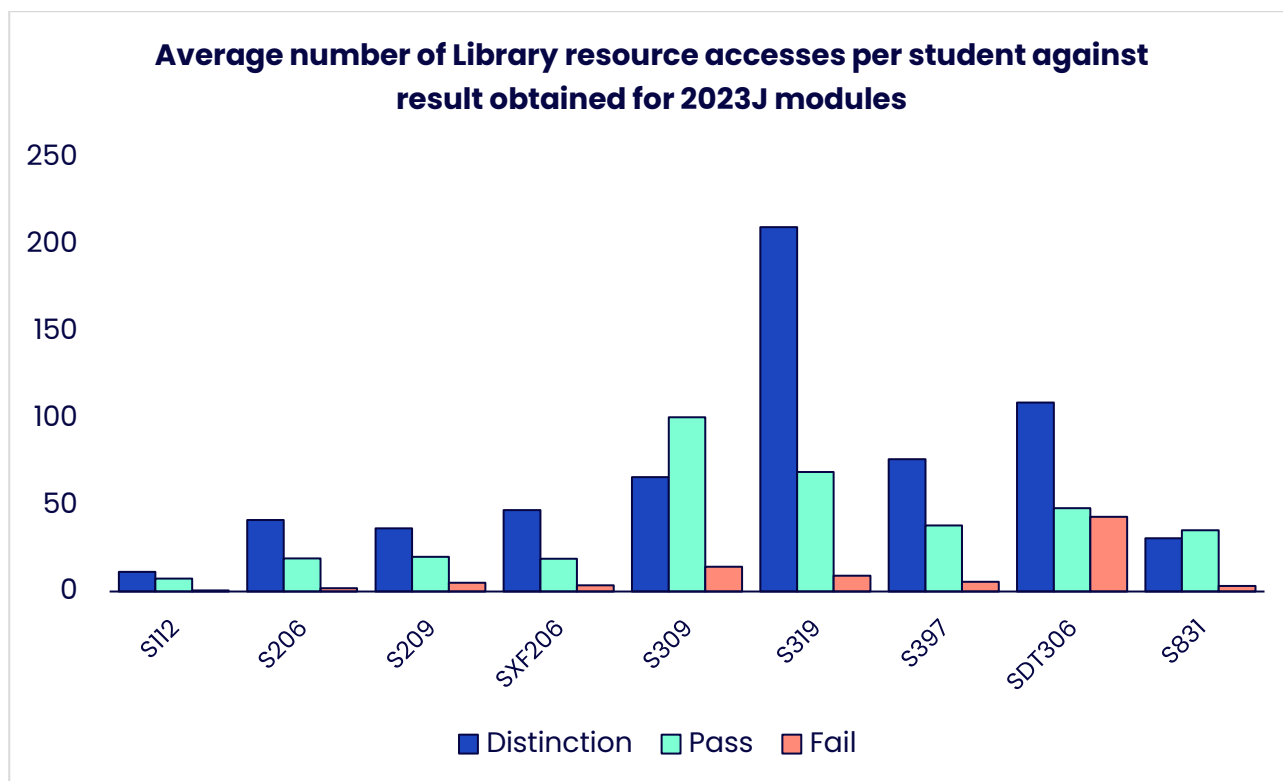
STEM Engineering and Innovation



Module	Distinction	Pass	Fail
T192	12	5	1
T193	8	4	1
T194	4	2	1
U101	4	2	1
U116	9	3	0
T212	11	3	0
T213	11	5	1
T217	5	3	0
T218	7	3	0
T220	33	8	1

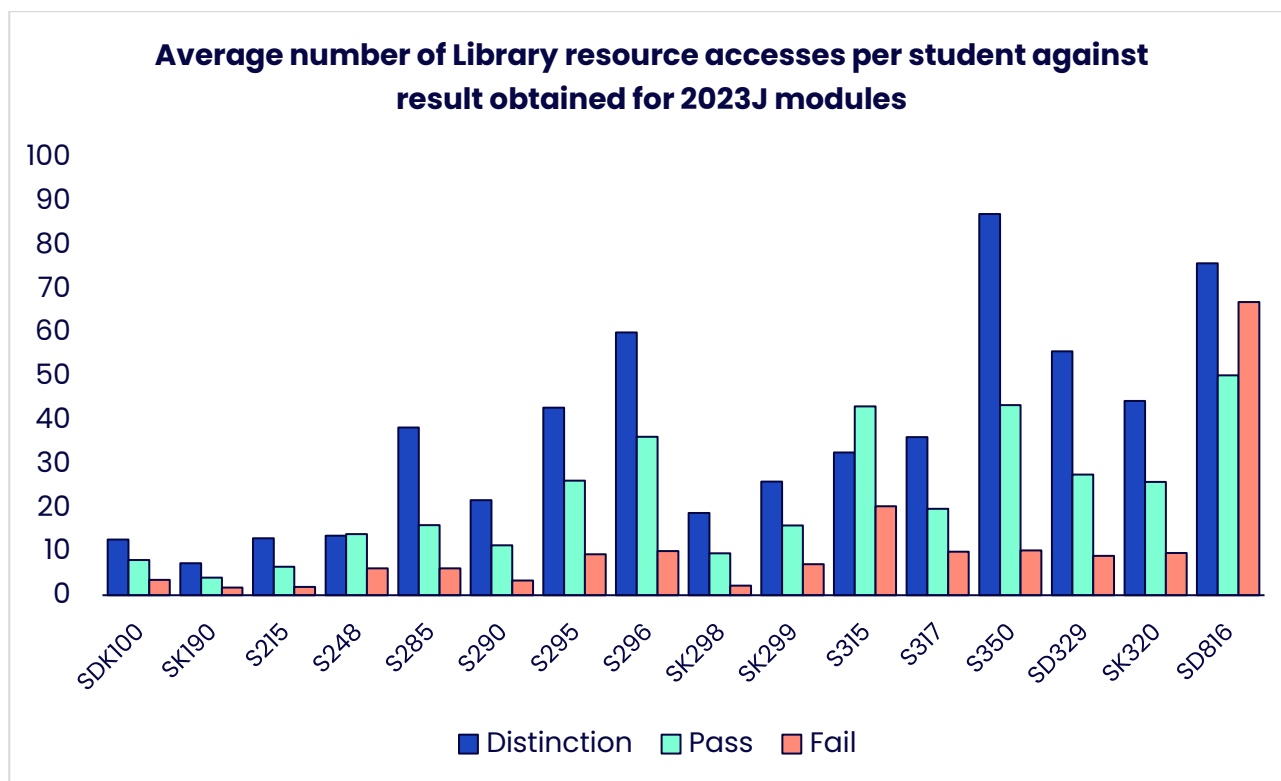
T229	10	5	6
T271	16	7	1
T312	10	5	4
T313	17	12	5
T317	13	14	3
T319	30	10	2
T329	43	20	6
T366	39	18	5
T367	23	18	5
T460	87	26	54

STEM Environment, Earth and Ecosystem Sciences



Module	Distinction	Pass	Fail
S112	11	7	1
S206	41	19	2
S209	36	20	5
SXF206	47	19	4
S309	66	100	14
S319	210	69	9
S397	76	38	6
SDT306	109	48	43
S831	31	35	3

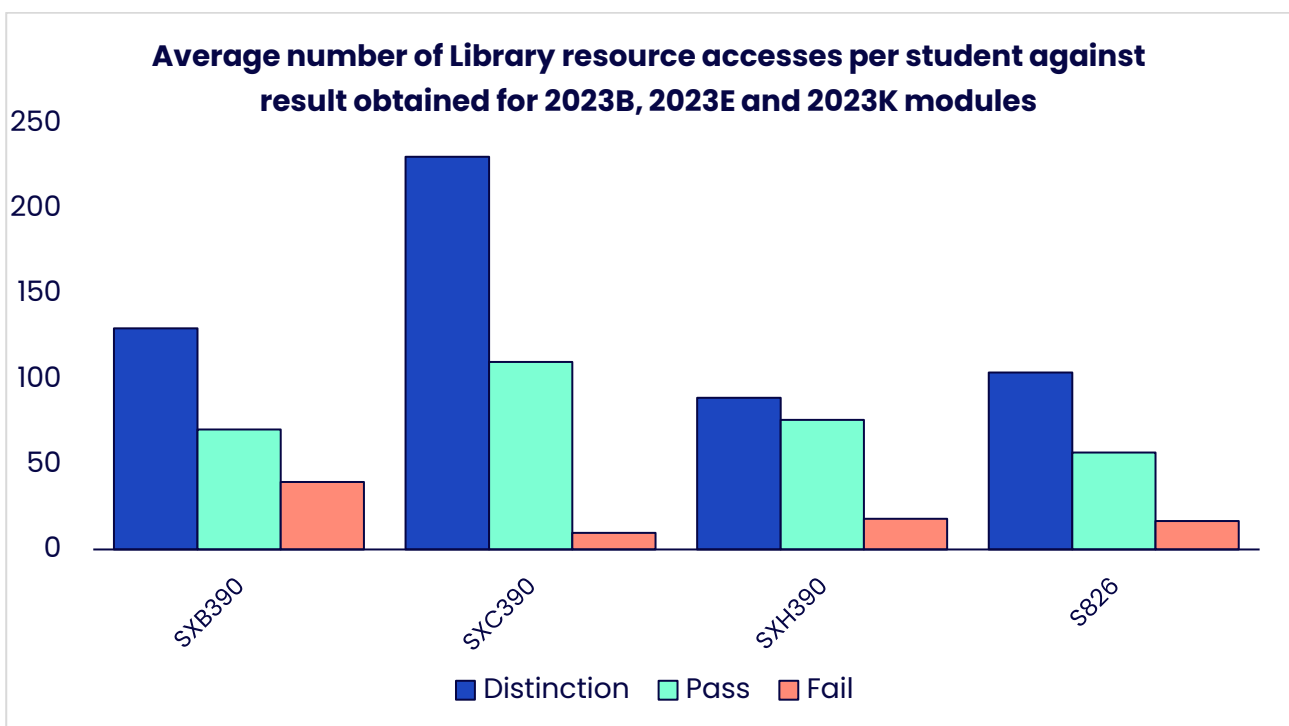
STEM Life, Health and Chemical Sciences



Module	Distinction	Pass	Fail
SDK100	13	8	4
SK190	7	4	2
S215	13	6	2
S248	14	14	6
S285	38	16	6
S290	22	11	3
S295	43	26	9
S296	60	36	10
SK298	19	10	2
SK299	26	16	7

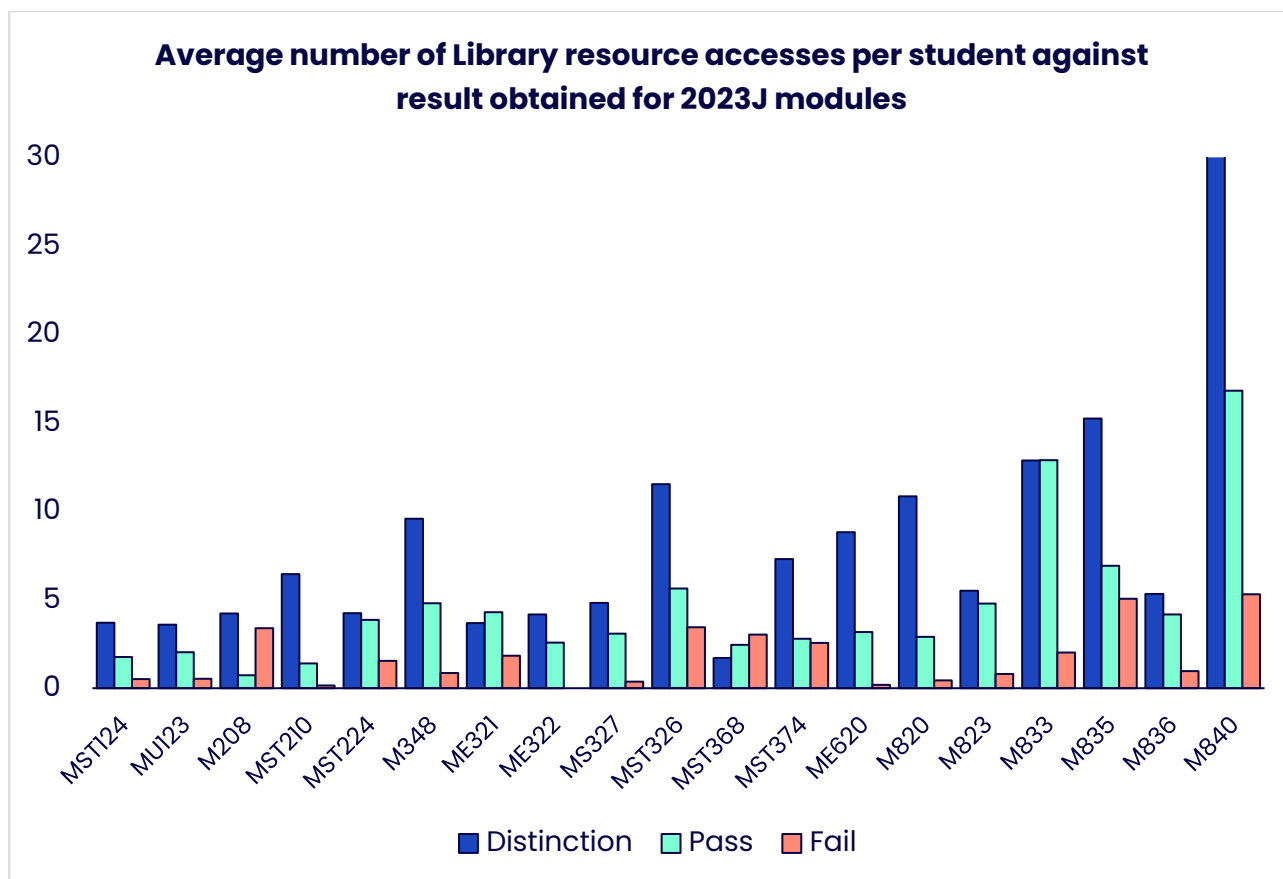
S315	33	43	20
S317	36	20	10
S350	87	43	10
SD329	56	28	9
SK320	44	26	10
SD816	76	50	67

Presentations E, K and B



Module	Distinction	Pass	Fail
SXB390	129	70	40
SXC390	230	110	10
SXH390	89	76	18
S826	104	57	17

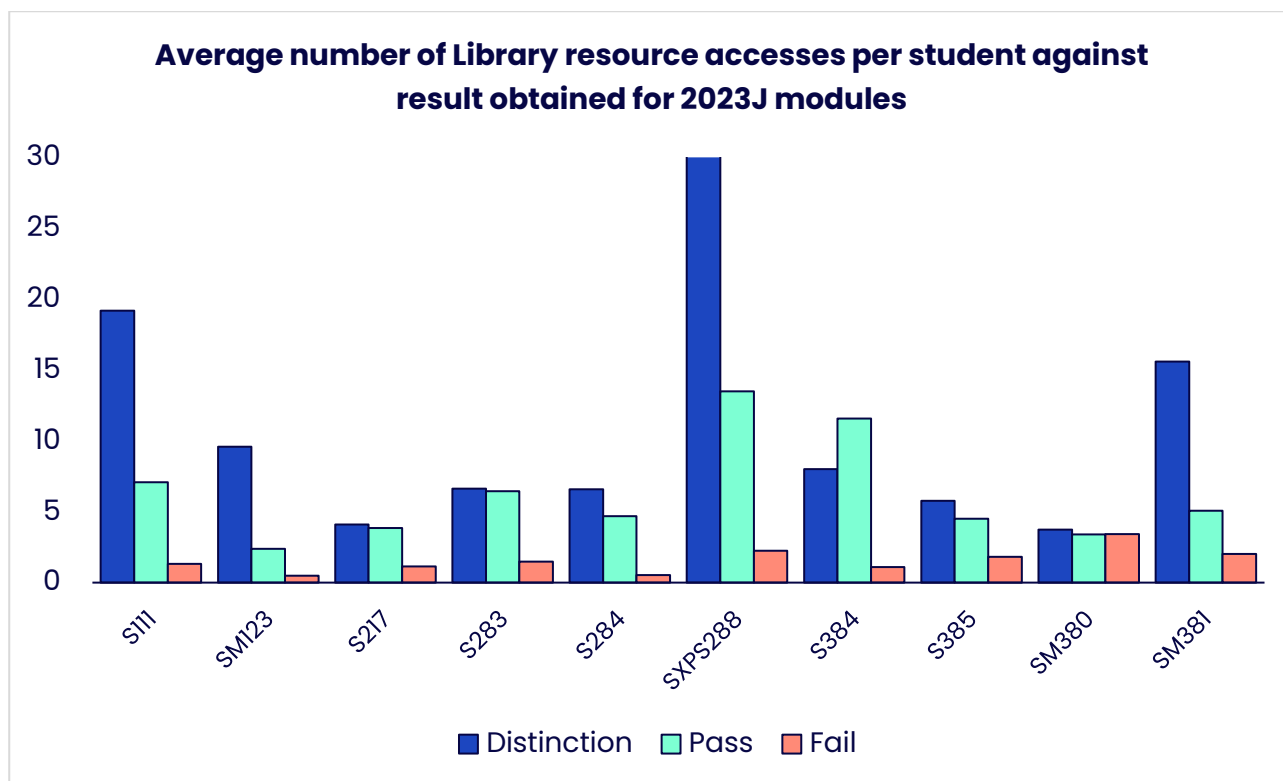
STEM Maths and Statistics



Module	Distinction	Pass	Fail
MST124	4	2	1
MU123	4	2	1
M208	4	1	3
MST210	6	1	0
MST224	4	4	2
M348	10	5	1
ME321	4	4	2
ME322	4	3	0
MS327	5	3	0

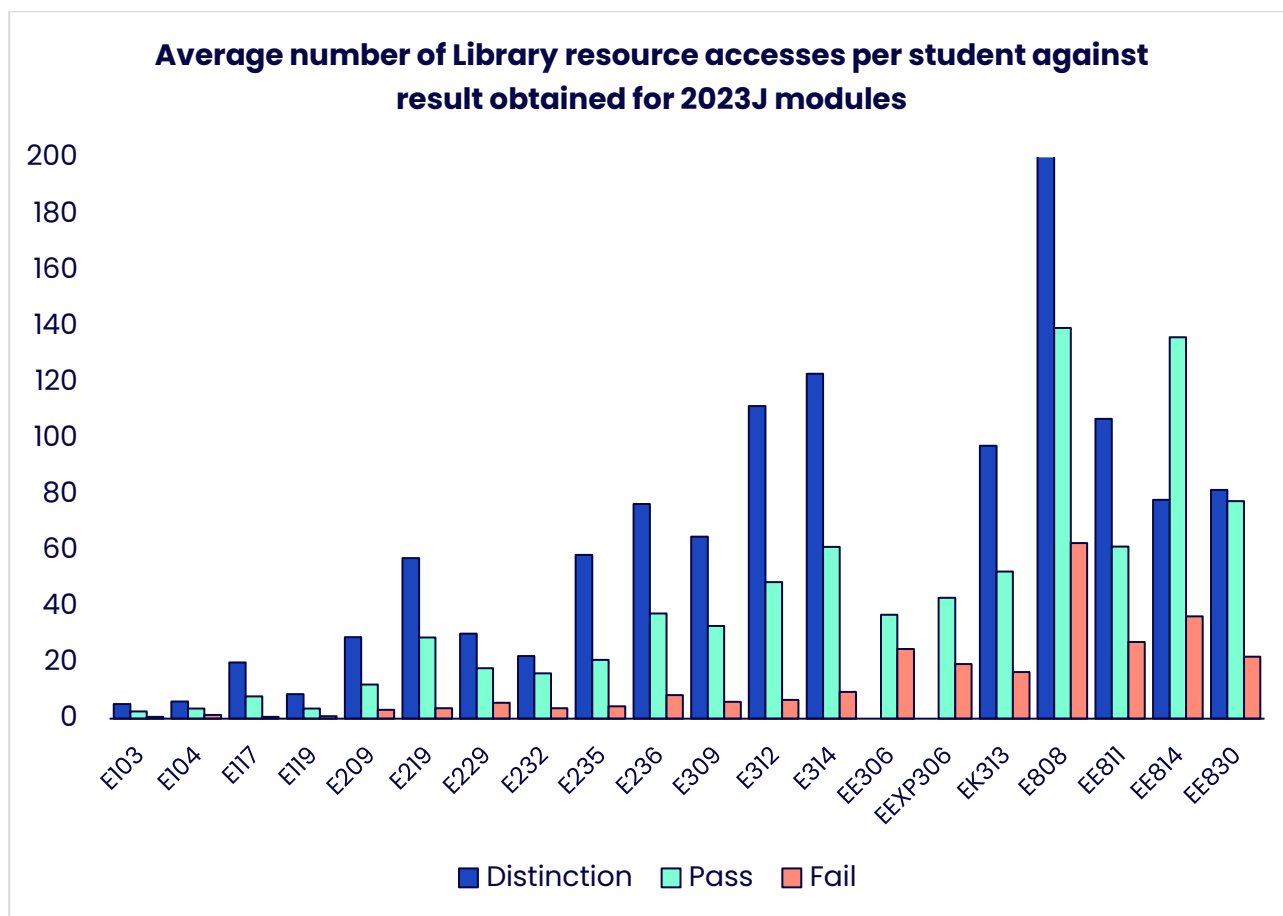
MST326	12	6	3
MST368	2	2	3
MST374	7	3	3
ME620	9	3	0
M820	11	3	0
M823	6	5	1
M833	13	13	2
M835	15	7	5
M836	5	4	1
M840	31	17	5

STEM Physical Sciences



Module	Distinction	Pass	Fail
S111	19	7	1
SM123	10	2	0
S217	4	4	1
S283	7	6	1
S284	7	5	1
SXPS288	33	14	2
S384	8	12	1
S385	6	5	2
SM380	4	3	3
SM381	16	5	2

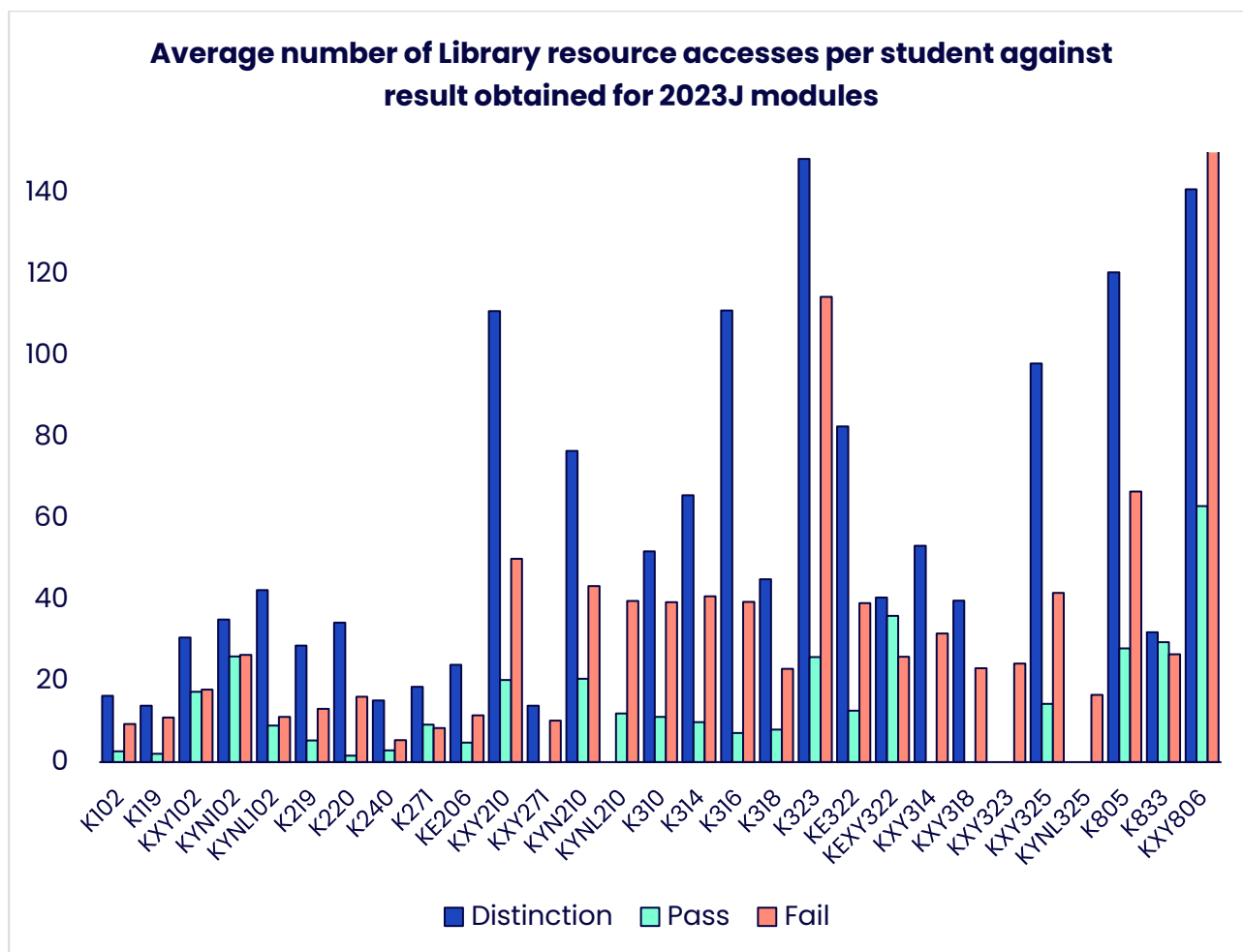
WELS Education, Childhood, Youth and Sport



Module	Distinction	Pass	Fail
E103	5	3	1
E104	6	4	1
E117	20	8	1
E119	9	4	1
E209	29	12	3
E219	57	29	4
E229	30	18	6
E232	22	16	4

E235	58	21	4
E236	77	37	8
E309	65	33	6
E312	111	49	7
E314	123	61	10
EE306	0	37	25
EEXP306	0	43	19
EK313	97	52	17
E808	244	139	63
EE811	107	61	27
EE814	78	136	37
EE830	82	78	22

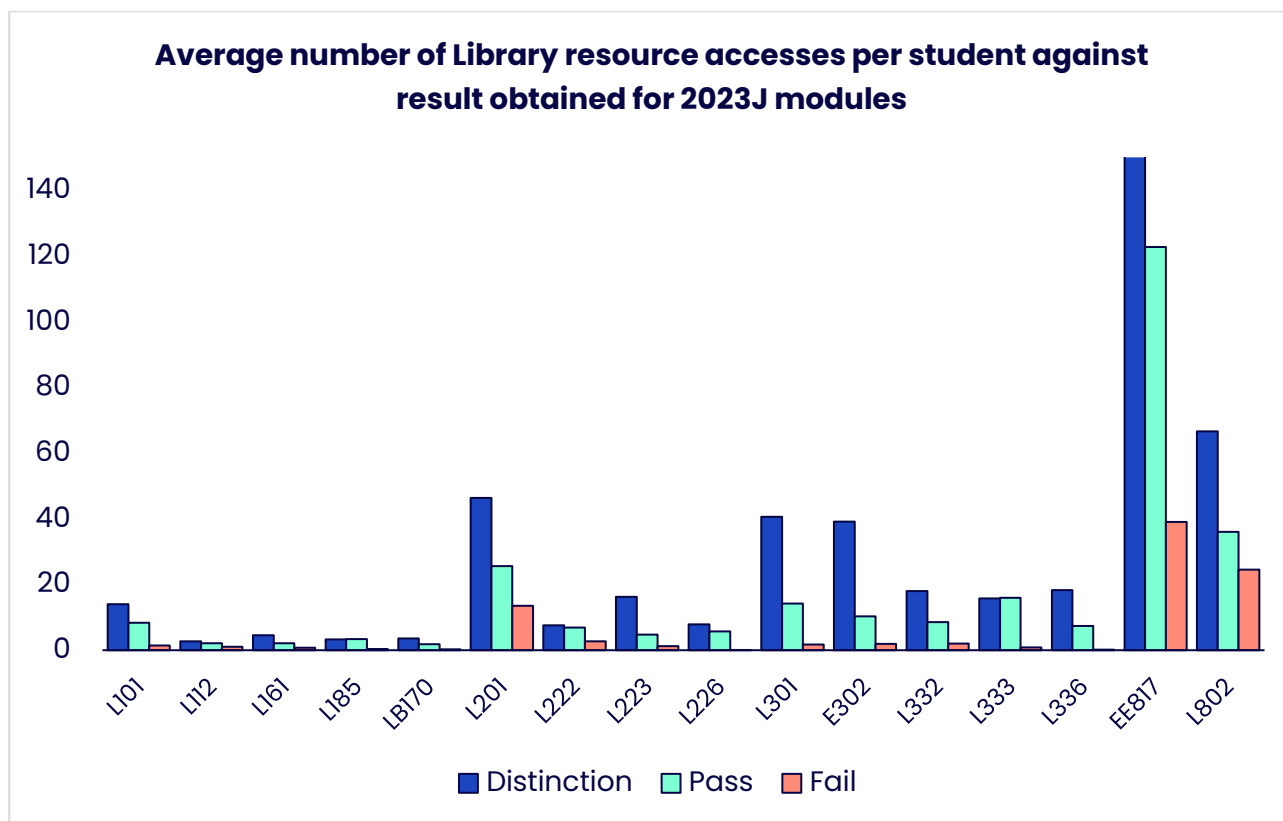
WELS Health, Wellbeing and Social Care



Module	Distinction	Pass	Fail
K102	16	3	9
K119	14	2	11
KXY102	31	17	18
KYN102	35	26	26
KYNL102	42	9	11
K219	29	5	13
K220	34	2	16

K240	15	3	5
K271	19	9	8
KE206	24	5	12
KXY210	111	20	50
KXY271	14	0	10
KYN210	77	21	43
KYNL210	0	12	40
K310	52	11	39
K314	66	10	41
K316	111	7	39
K318	45	8	23
K323	148	26	114
KE322	83	13	39
KEXY322	41	36	26
KXY314	53	0	32
KXY318	40	0	23
KXY323	0	0	24
KXY325	98	14	42
KYNL325	0	0	17
K805	121	28	67
K833	32	30	27
KXY806	141	63	176

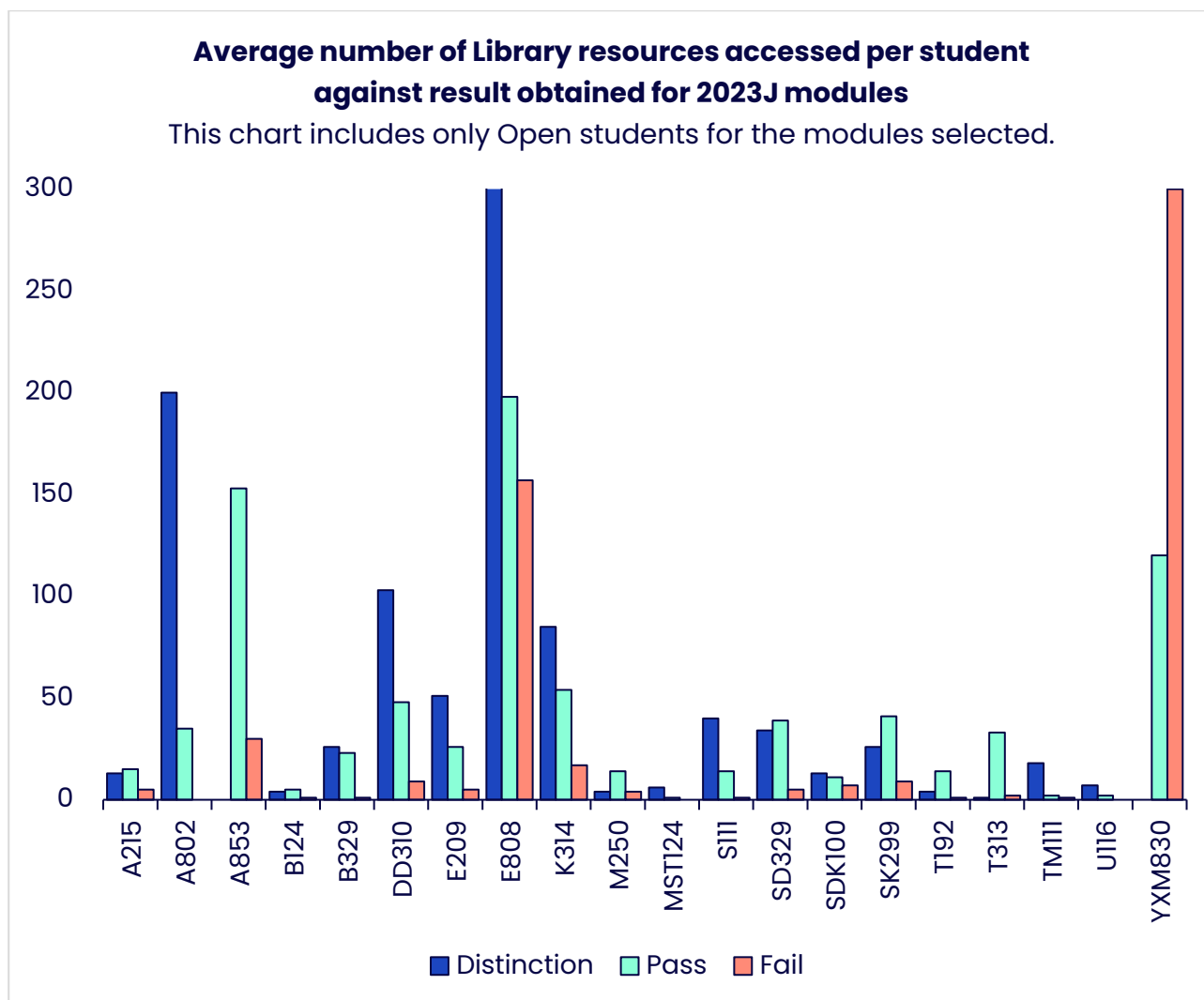
WELS Languages and Applied Linguistics



Module	Distinction	Pass	Fail
L101	14	8	1
L112	3	2	1
L161	5	2	1
L185	3	3	0
LB170	4	2	0
L201	46	26	14
L222	8	7	3
L223	16	5	1
L226	8	6	0

L301	41	14	2
E302	39	10	2
L332	18	9	2
L333	16	16	1
L336	18	7	0
EE817	268	123	39
L802	67	36	25

Open Programme



Module	Distinction	Pass	Fail
A215	13	15	5
A802	200	35	0
A853	0	153	30
B124	4	5	1
B329	26	23	1
DD310	103	48	9

E209	51	26	5
E808	423	198	157
K314	85	54	17
M250	4	14	4
MST124	6	1	0
S111	40	14	1
SD329	34	39	5
SDK100	13	11	7
SK299	26	41	9
T192	4	14	1
T313	1	33	2
TM111	18	2	1
U116	7	2	0
YXM830	0	120	300

