

# **Library resource use and student success**

**Data from the 2023 School Reports**

The Open University / Library Services  
November 2023

# Contents

<b>Library training and attainment</b>	<b>4</b>
<b>Library resources use and attainment</b>	<b>5</b>
<b>Resources accessed and attainment for each school and module</b>	<b>6</b>
<b>Data for individual schools</b>	<b>6</b>
<b>FASS Arts and Humanities</b>	<b>7</b>
<b>FASS Psychology and Counselling</b>	<b>9</b>
<b>FASS Social Science and Global Studies</b>	<b>10</b>
<b>FBL Undergraduate Business</b>	<b>12</b>
<b>FBL Graduate Business</b>	<b>14</b>
<b>FBL Law</b>	<b>16</b>
<b>STEM Computing and Communications</b>	<b>17</b>
<b>STEM Engineering and Innovation</b>	<b>21</b>
<b>STEM Environment, Earth and Ecosystem Sciences</b>	<b>23</b>
<b>STEM Life, Health and Chemical Sciences</b>	<b>24</b>
<b>STEM Maths and Statistics</b>	<b>26</b>
<b>STEM Physical Sciences</b>	<b>28</b>
<b>WELS Education, Childhood, Youth and Sport</b>	<b>29</b>

<b>WELS Health, Wellbeing and Social Care</b>	<b>31</b>
<b>WELS Languages and Applied Linguistics</b>	<b>33</b>
<b>Open Programme</b>	<b>35</b>

# Library training and attainment

Each year, we analyse data about student attainment and how participation in library training and use of Library resources relate to student success. We have repeatedly found a correlation between student attainment and engagement with the Library.

Figure 1 shows the percentage of all students who began a module in October 2022 (2022J) that have attended or not attended one of the [training sessions](#) with their attendance status split by their module result.

Across the university, 31% of students who attended a live session gained a distinction at the end of their module.

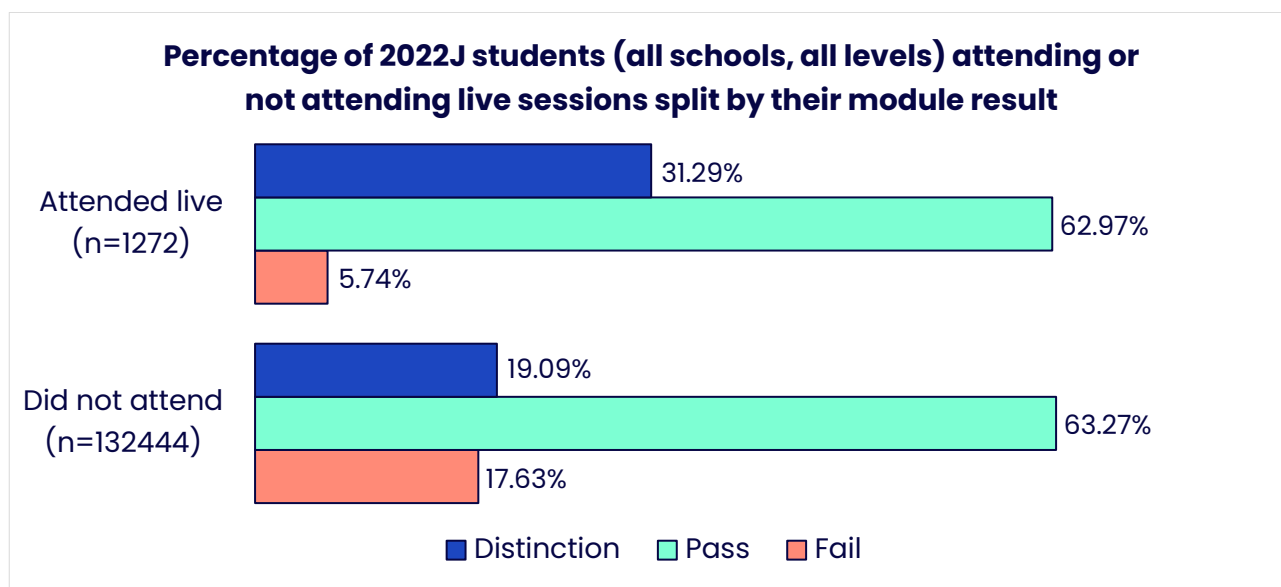


Figure 1. Percentage of 2022J students (all schools, all levels) attending or not attending live sessions split by their module result

	Fail	Pass	Distinction	(n)
<b>Attended live</b>	5.74%	62.97%	31.29%	1272
<b>Did not attend</b>	17.63%	63.27%	19.09%	132444

## Library resources use and attainment

Similarly, students who access Library resources more frequently correlate to a greater number of distinctions. For all schools, students who received a distinction accessed on average more Library resources than students who passed or failed the module.

Across the OU, students who gained a Distinction averaged 34 resource accesses, against those who passed accessed 20 resources and failed accessed 4 resources (Figure 2).

The number of Library resources accessed by students typically increases as their level of study progresses.

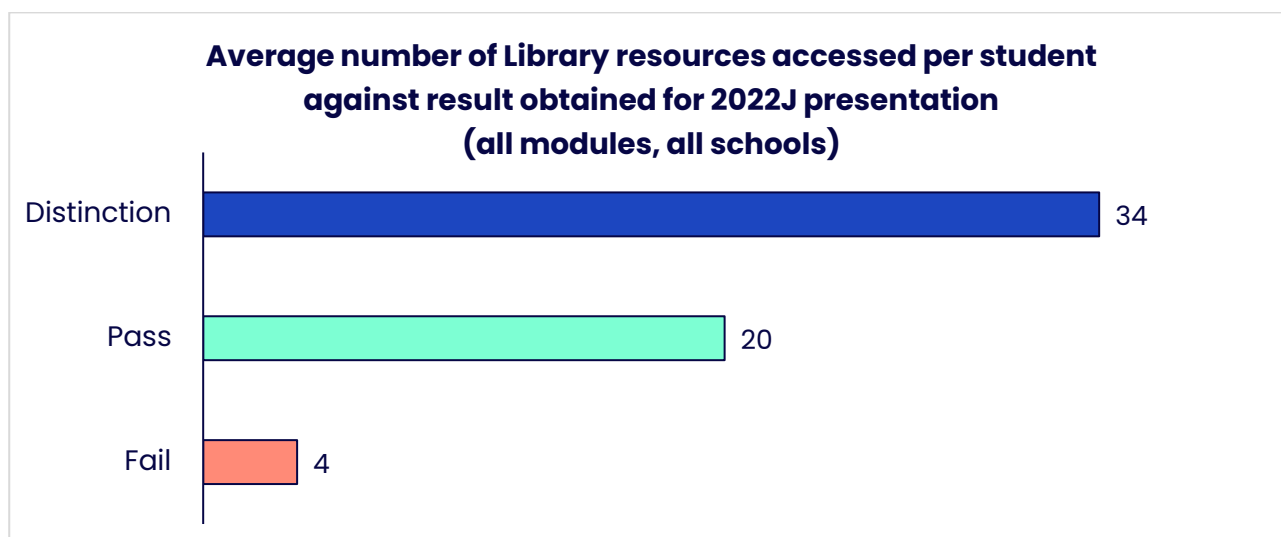


Figure 2. Average number of Library resources accessed per student against result obtained for 2022J presentation (all modules, all schools)

Grade	Average
<b>Distinction</b>	33.8
<b>Pass</b>	19.7
<b>Fail</b>	3.5

# Resources accessed and attainment for each school and module

## Data for individual schools

Faculty of Arts and Social Sciences (FASS):

- [Arts and Humanities](#)
- [Psychology and Counselling](#)
- [Social Science and Global Studies](#)

Faculty of Business and Law (FBL):

- [Undergraduate Business](#)
- [Graduate Business](#)
- [Law](#)

Faculty of Science, Technology, Engineering and Mathematics (STEM):

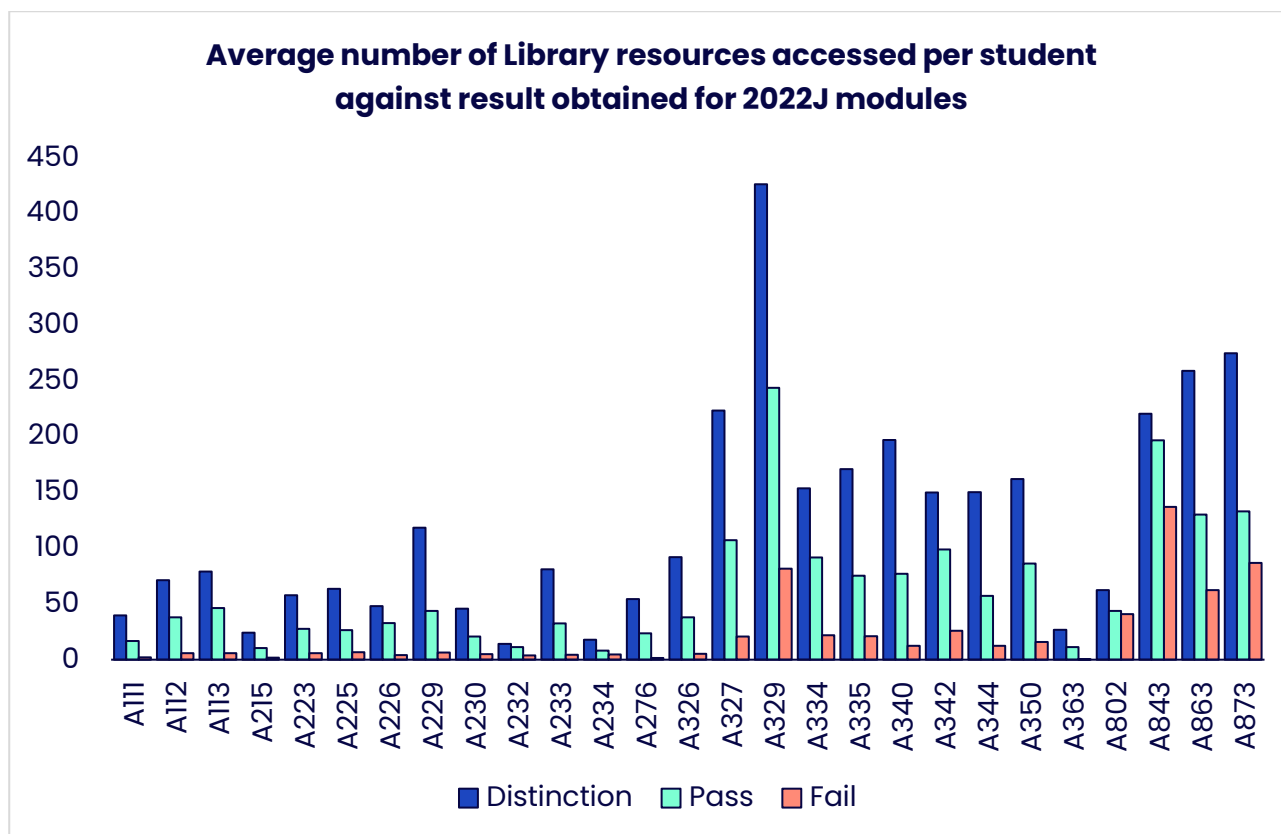
- [Computing and Communications](#)
- [Engineering and Innovation](#)
- [Environment, Earth and Ecosystem Sciences](#)
- [Life, Health and Chemical Sciences](#)
- [Maths and Statistics](#)
- [Physical Sciences](#)

School of Wellbeing, Education and Language Studies (WELS):

- [Education, Childhood, Youth and Sport](#)
- [Health, Wellbeing and Social Care](#)
- [Languages and Applied Linguistics](#)

[Open Programme](#)

## FASS Arts and Humanities

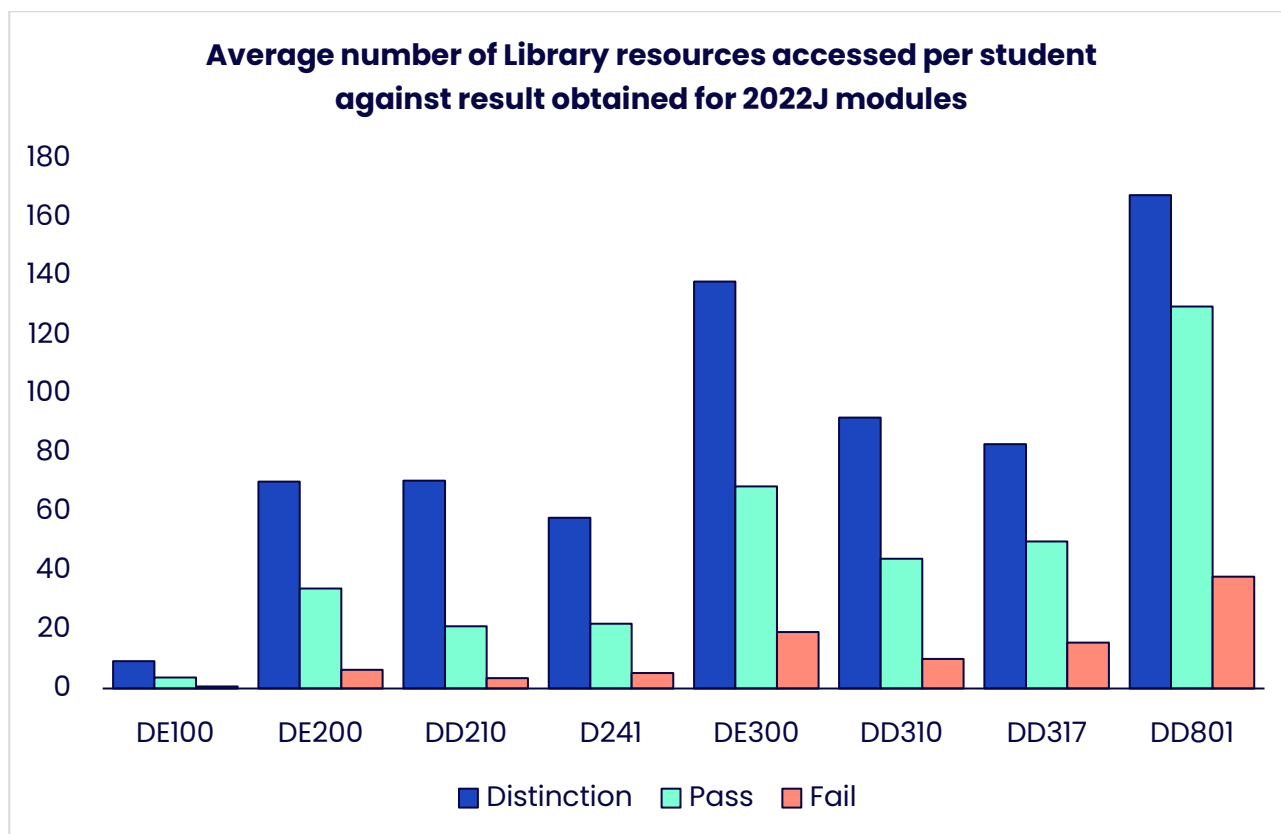


Module	Distinction	Pass	Fail
A111	40	17	2
A112	71	38	6
A113	79	46	6
A215	24	10	2
A223	58	28	6
A225	63	26	7
A226	48	33	4
A229	118	44	7
A230	46	21	5

A232	14	11	4
A233	81	33	5
A234	18	8	5
A276	54	24	2
A326	92	38	5
A327	223	107	21
A329	426	244	81
A334	153	92	22
A335	171	75	21
A340	197	77	13
A342	150	99	26
A344	150	57	13
A350	162	86	16
A363	27	11	0
A802	62	44	41
A843	220	197	137
A863	259	130	62
A873	275	133	87

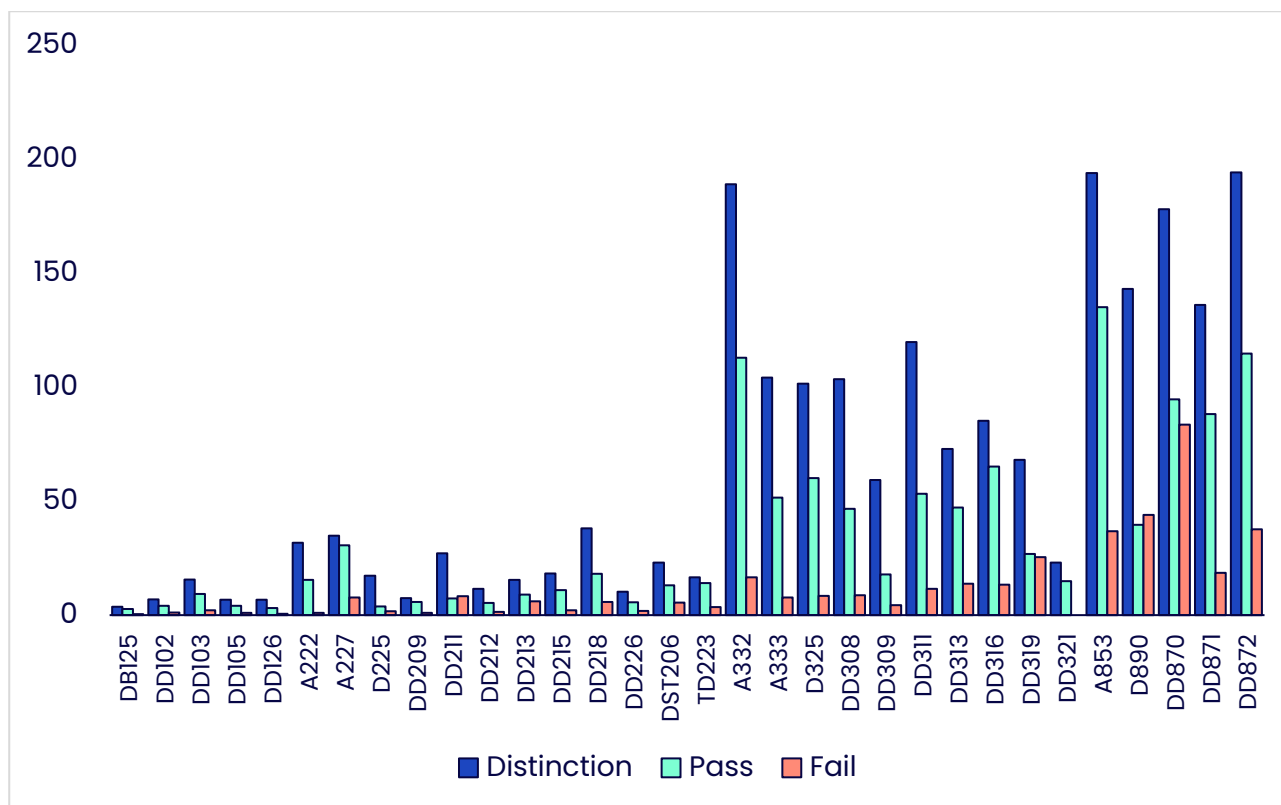


## FASS Psychology and Counselling



Module	Distinction	Pass	Fail
DE100	9	4	1
DE200	70	34	6
DD210	70	21	4
D241	58	22	5
DE300	138	69	19
DD310	92	44	10
DD317	83	50	16
DD801	167	129	38

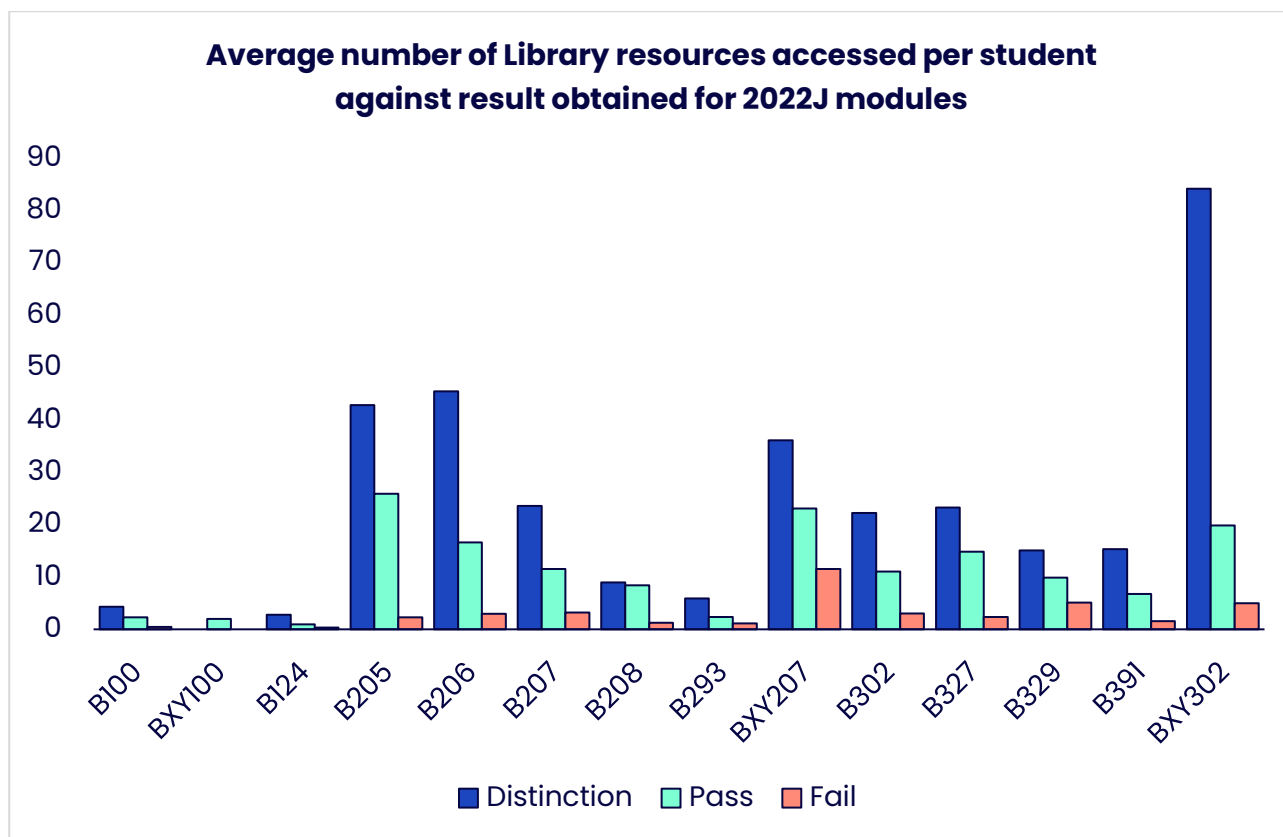
## FASS Social Science and Global Studies



Module	Distinction	Pass	Fail
DB125	4	3	1
DD102	7	4	1
DD103	16	9	2
DD105	7	4	1
DD126	7	3	1
A222	32	15	1
A227	35	31	8
D225	17	4	2
DD209	8	6	1
DD211	27	7	8

DD212	12	5	1
DD213	16	9	6
DD215	18	11	2
DD218	38	18	6
DD226	10	6	2
DST206	23	13	5
TD223	17	14	4
A332	189	113	17
A333	104	52	8
D325	102	60	9
DD308	104	47	9
DD309	59	18	4
DD311	120	53	12
DD313	73	47	14
DD316	85	65	13
DD319	68	27	26
DD321	23	15	0
A853	194	135	37
D890	143	40	44
DD870	178	95	84
DD871	136	88	19
DD872	194	115	38

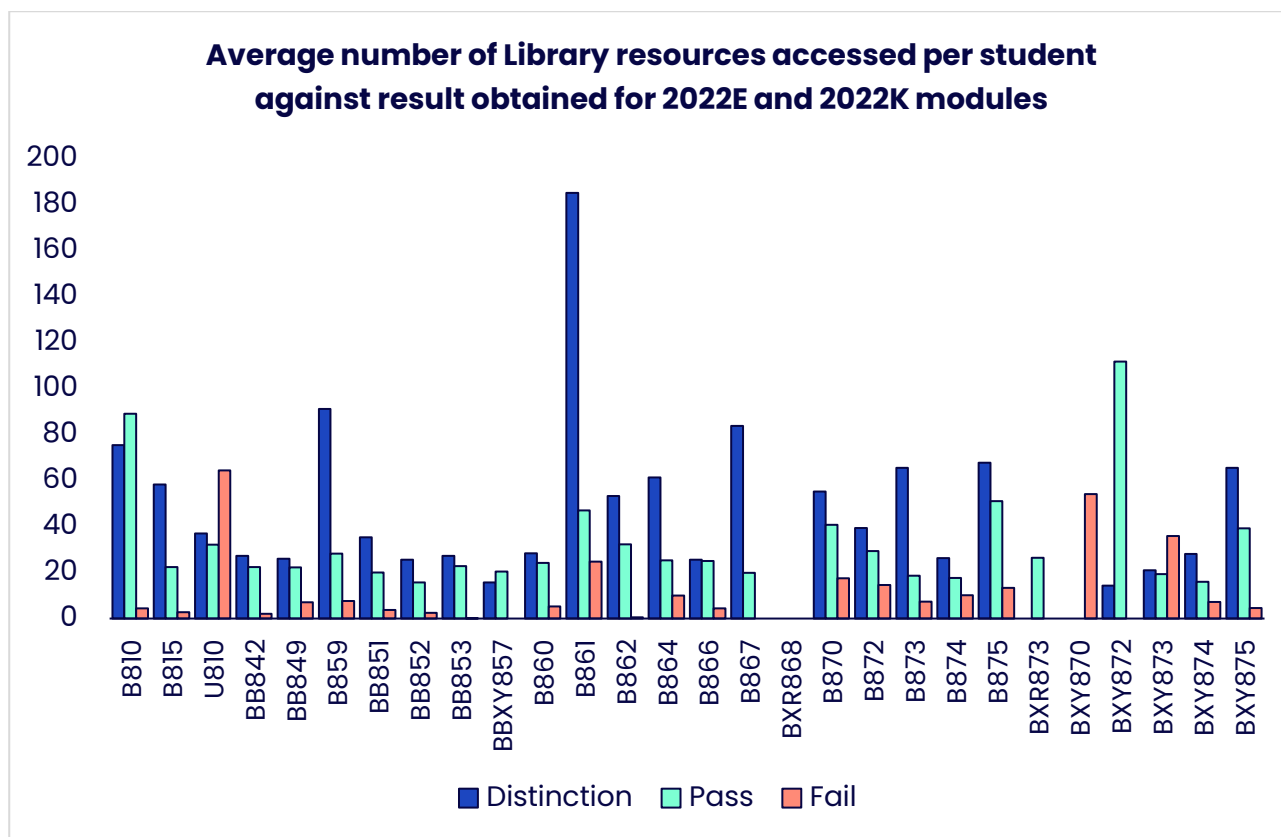
## FBL Undergraduate Business



Module	Distinction	Pass	Fail
B100	4	2	0
BXY100	0	2	0
B124	3	1	0
B205	43	26	2
B206	45	17	3
B207	24	12	3
B208	9	8	1
B293	6	2	1
BXY207	36	23	12

B302	22	11	3
B327	23	15	2
B329	15	10	5
B391	15	7	2
BXY302	84	20	5

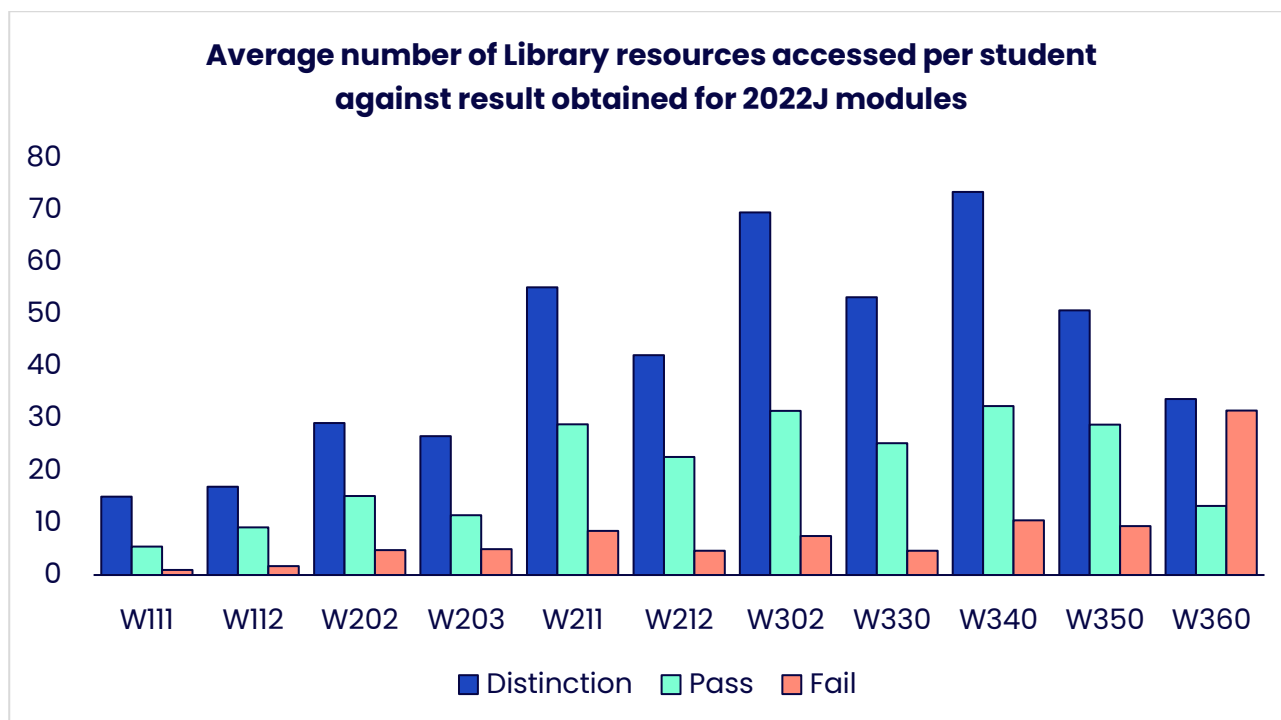
## FBL Graduate Business



Module	Distinction	Pass	Fail
B810	75	89	4
B815	58	22	3
U810	37	32	64
BB842	27	22	2
BB849	26	22	7
B859	91	28	8
BB851	35	20	4
BB852	26	16	3
BB853	27	23	0

BBXY857	16	20	0
B860	28	24	5
B861	185	47	25
B862	53	32	1
B864	61	25	10
B866	26	25	4
B867	84	20	0
BXR868	0	0	0
B870	55	41	18
B872	39	29	15
B873	65	19	7
B874	26	18	10
B875	68	51	13
BXR873	0	26	0
BXY870	0	0	54
BXY872	14	112	0
BXY873	21	19	36
BXY874	28	16	7
BXY875	65	39	5

## FBL Law

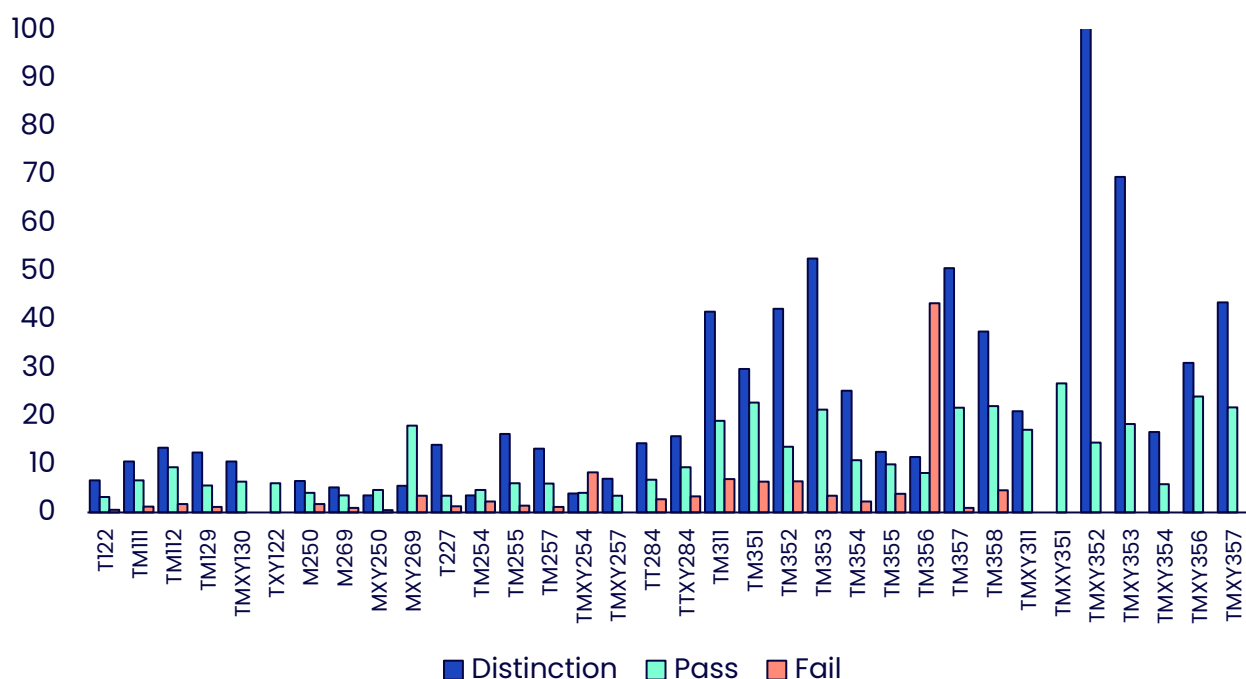


Module	Distinction	Pass	Fail
W111	15	5	1
W112	17	9	2
W202	29	15	5
W203	27	11	5
W211	55	29	8
W212	42	23	5
W302	70	31	7
W330	53	25	5
W340	73	32	10
W350	51	29	9
W360	34	13	32



## STEM Computing and Communications

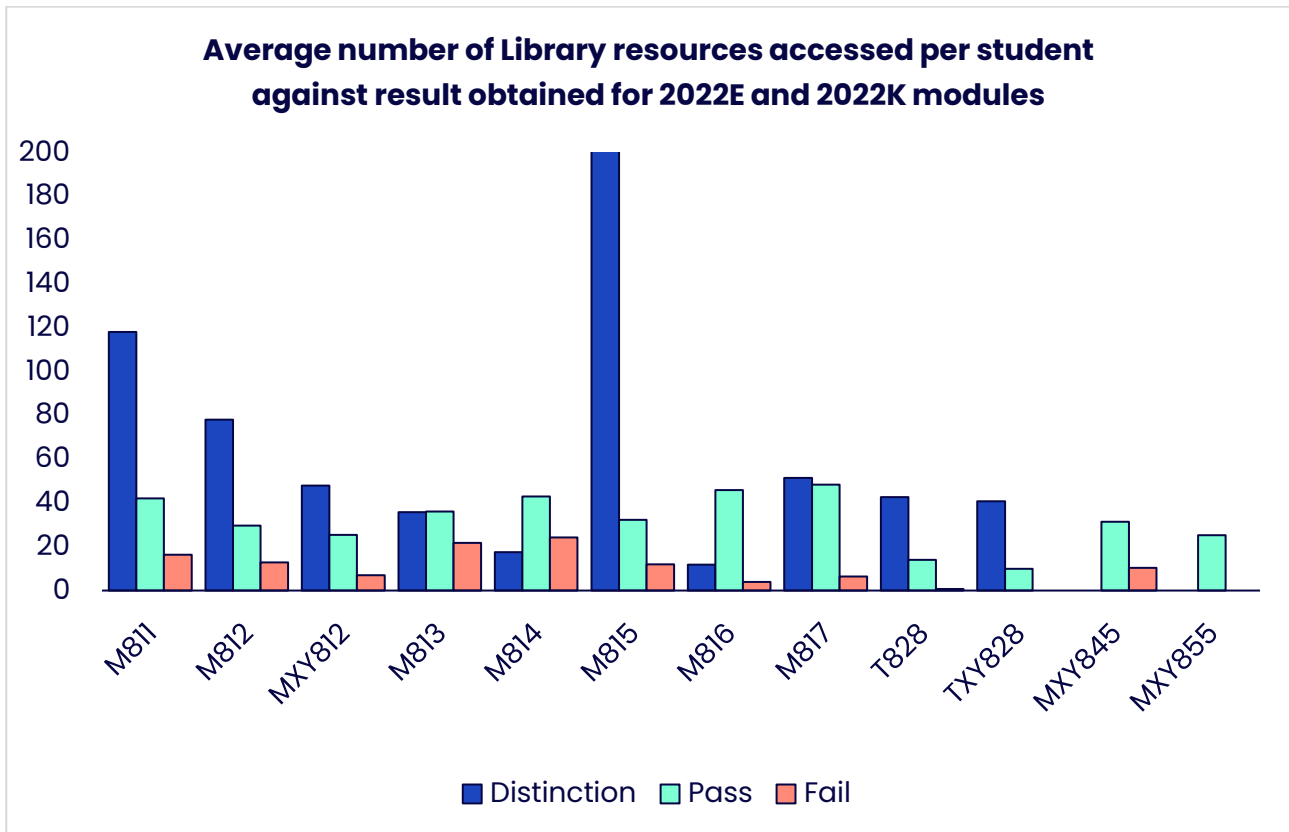
**Average number of Library resources accessed per student against result obtained for 2022J modules**



Module	Distinction	Pass	Fail
T122	7	3	1
TM111	11	7	1
TM112	13	9	2
TM129	12	6	1
TMXY130	11	6	0
TXY122	0	6	0
M250	7	4	2
M269	5	4	1
MXY250	4	5	1

MXY269	6	18	4
T227	14	3	1
TM254	4	5	2
TM255	16	6	1
TM257	13	6	1
TMXY254	4	4	8
TMXY257	7	4	0
TT284	14	7	3
TTY284	16	9	3
TM311	42	19	7
TM351	30	23	6
TM352	42	14	6
TM353	53	21	4
TM354	25	11	2
TM355	13	10	4
TM356	12	8	43
TM357	51	22	1
TM358	37	22	5
TMXY311	21	17	0
TMXY351	0	27	0
TMXY352	101	14	0
TMXY353	70	18	0

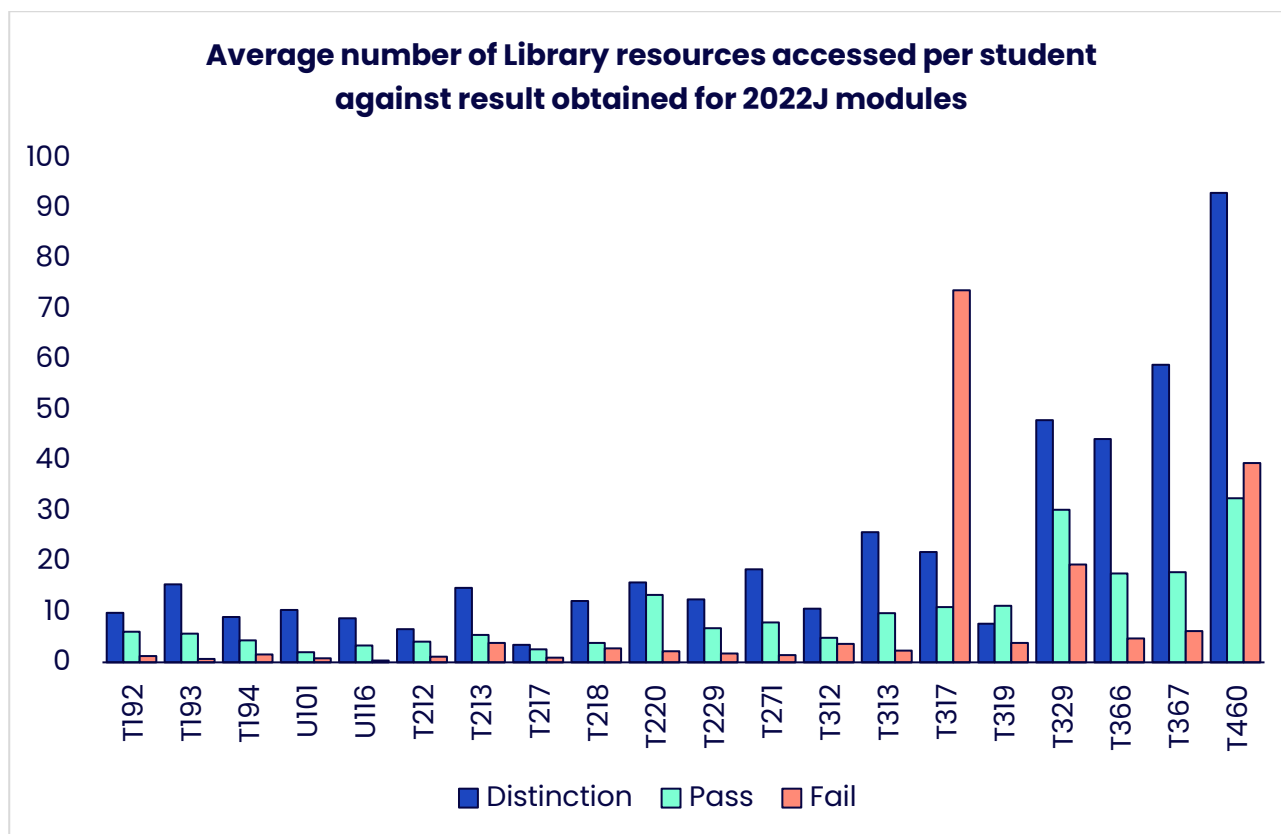
TMXY354	17	6	0
TMXY356	31	24	0
TMXY357	44	22	0



Module	Distinction	Pass	Fail
M811	118	42	16
M812	78	30	13
MXY812	48	25	7
M813	36	36	22
M814	18	43	24
M815	717	32	12

M816	12	46	4
M817	51	48	6
T828	43	14	1
TXY828	41	10	0
MXY845	0	31	10
MXY855	0	25	0

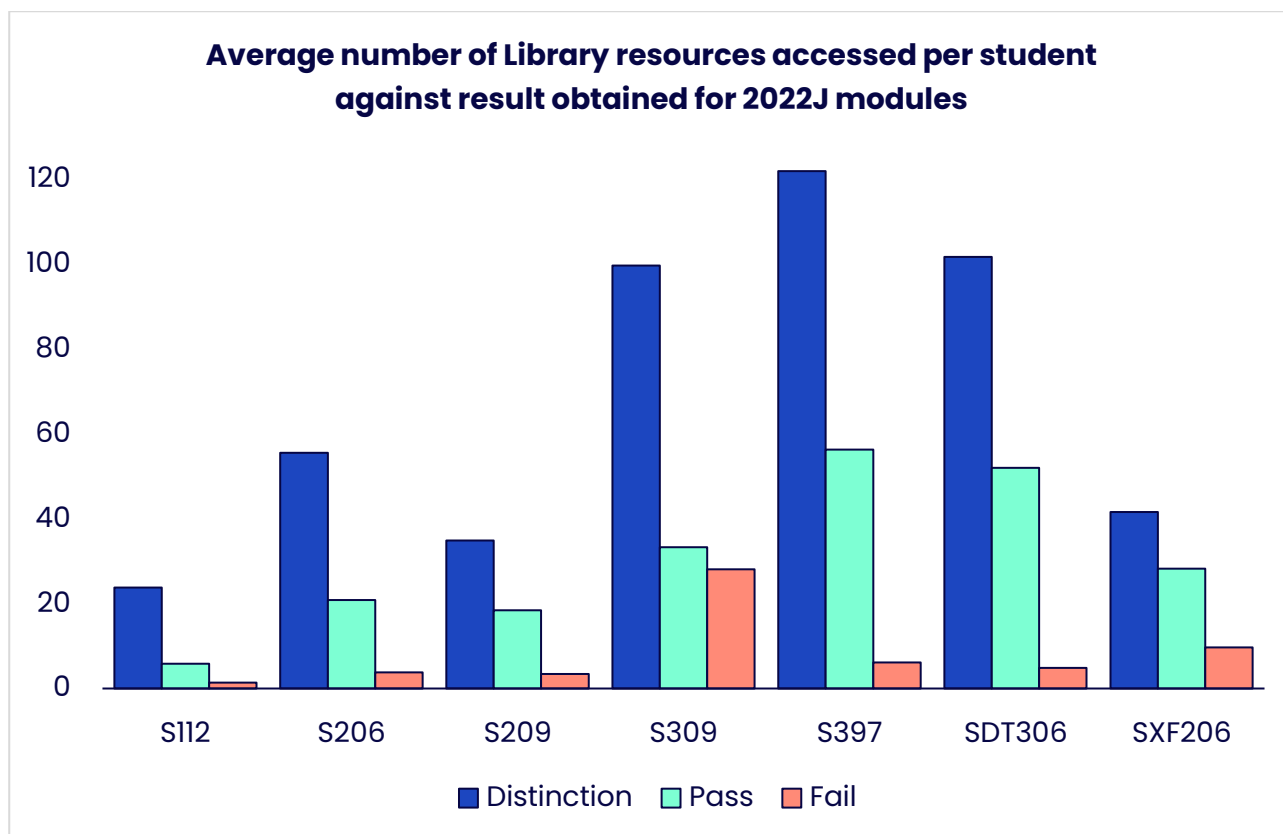
## STEM Engineering and Innovation



Module	Distinction	Pass	Fail
T192	10	6	1
T193	15	6	1
T194	9	4	2
U101	10	2	1
U116	9	3	0
T212	7	4	1
T213	15	5	4
T217	3	3	1
T218	12	4	3

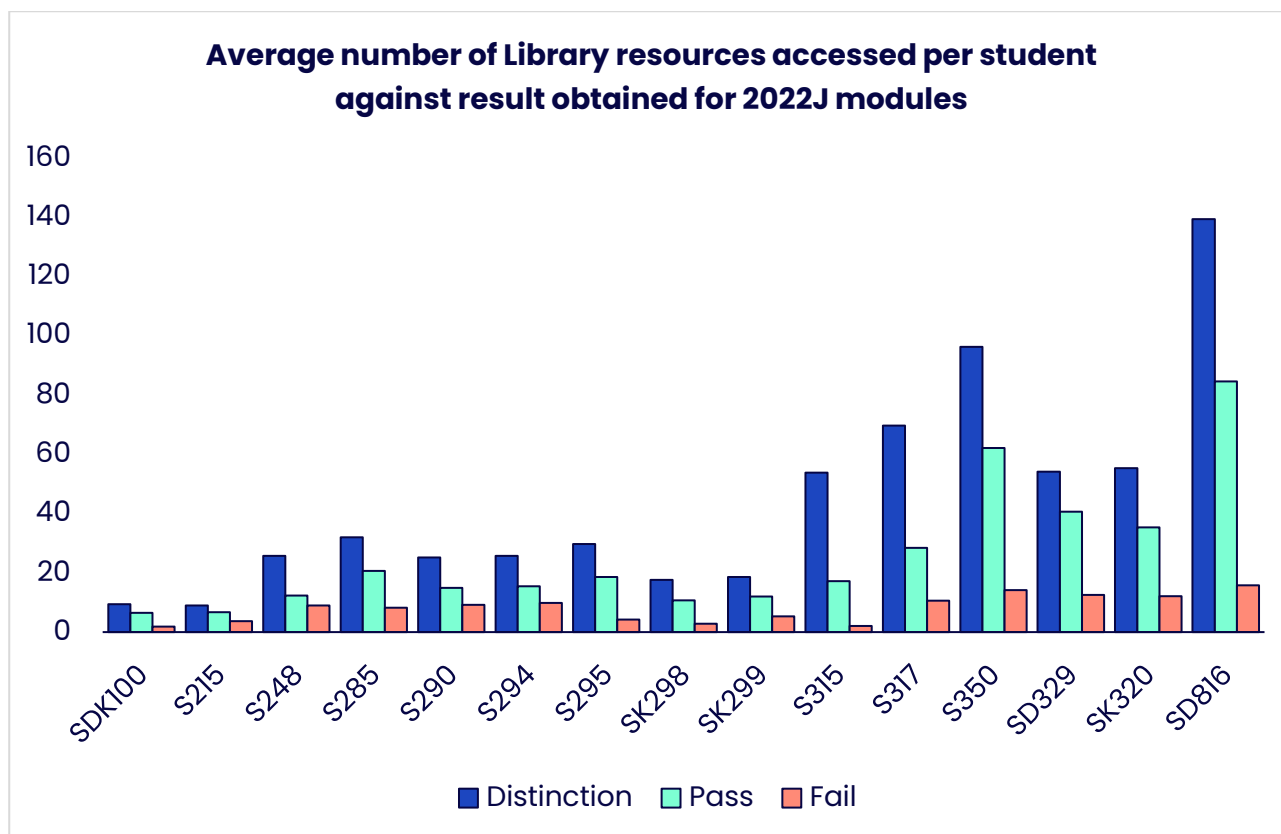
T220	16	13	2
T229	12	7	2
T271	18	8	1
T312	11	5	4
T313	26	10	2
T317	22	11	74
T319	8	11	4
T329	48	30	19
T366	44	18	5
T367	59	18	6
T460	93	32	40

## STEM Environment, Earth and Ecosystem Sciences



Module	Distinction	Pass	Fail
S112	24	6	1
S206	55	21	4
S209	35	18	3
S309	100	33	28
S397	122	56	6
SDT306	102	52	5
SXF206	42	28	10

## STEM Life, Health and Chemical Sciences

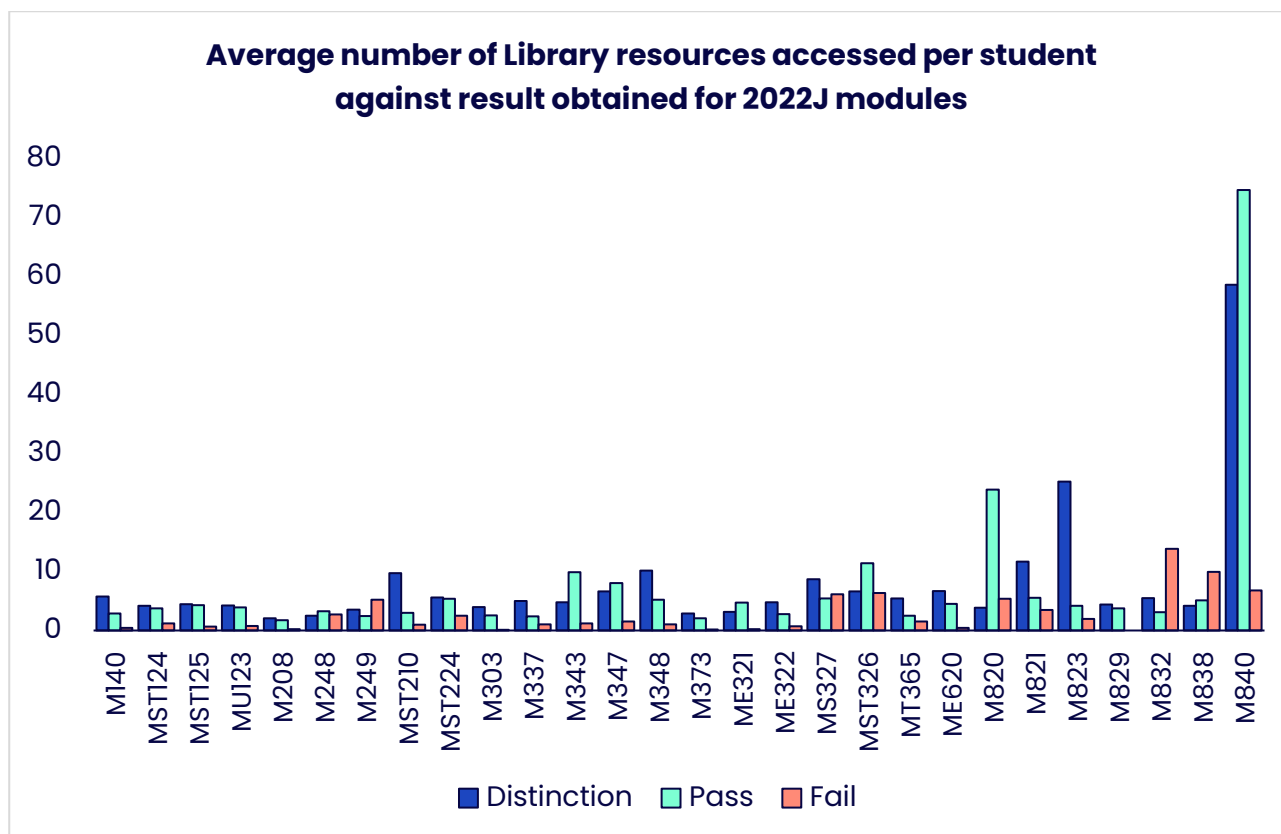


Module	Distinction	Pass	Fail
SDK100	9	6	2
S215	9	7	4
S248	26	12	9
S285	32	21	8
S290	25	15	9
S294	26	15	10
S295	30	19	4
SK298	18	11	3
SK299	19	12	5



S315	54	17	2
S317	70	28	11
S350	96	62	14
SD329	54	41	13
SK320	55	35	12
SD816	139	85	16

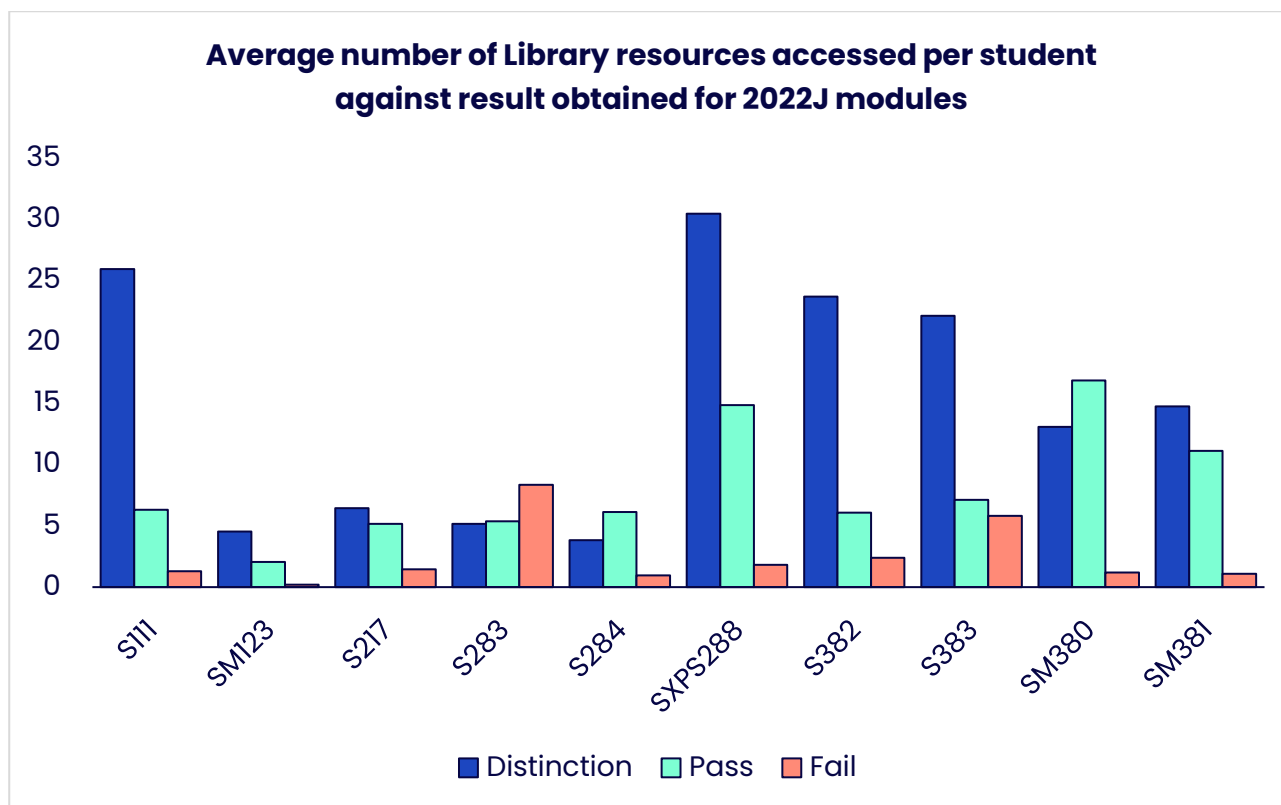
## STEM Maths and Statistics



Module	Distinction	Pass	Fail
M140	6	3	0
MST124	4	4	1
MST125	4	4	1
MUI23	4	4	1
M208	2	2	0
M248	2	3	3
M249	4	2	5
MST210	10	3	1
MST224	6	5	2

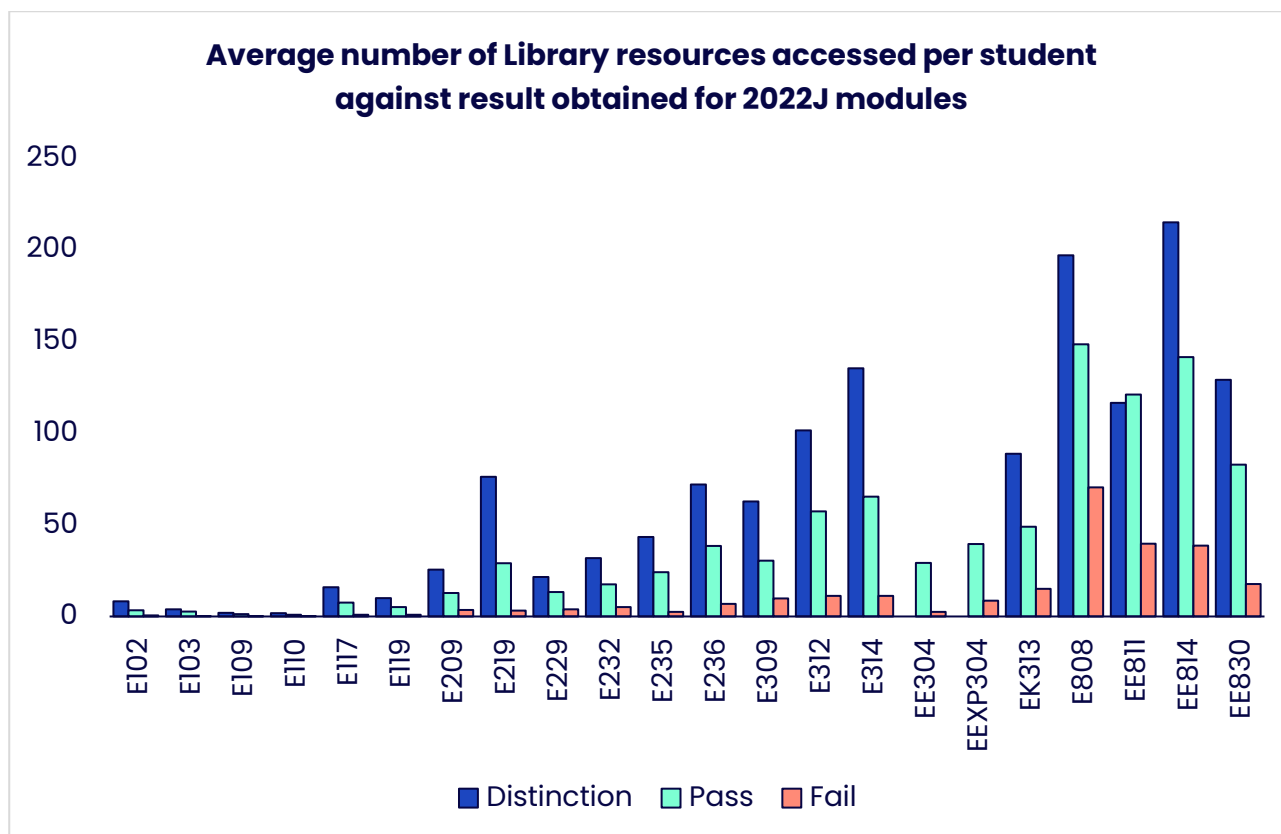
M303	4	3	0
M337	5	2	1
M343	5	10	1
M347	7	8	2
M348	10	5	1
M373	3	2	0
ME321	3	5	0
ME322	5	3	1
MS327	9	5	6
MST326	7	11	6
MT365	5	2	2
ME620	7	5	0
M820	4	24	5
M821	12	6	4
M823	25	4	2
M829	4	4	0
M832	5	3	14
M838	4	5	10
M840	59	75	7

## STEM Physical Sciences



Module	Distinction	Pass	Fail
S111	26	6	1
SM123	5	2	0
S217	6	5	1
S283	5	5	8
S284	4	6	1
SXPS288	30	15	2
S382	24	6	2
S383	22	7	6
SM380	13	17	1
SM381	15	11	1

## WELS Education, Childhood, Youth and Sport

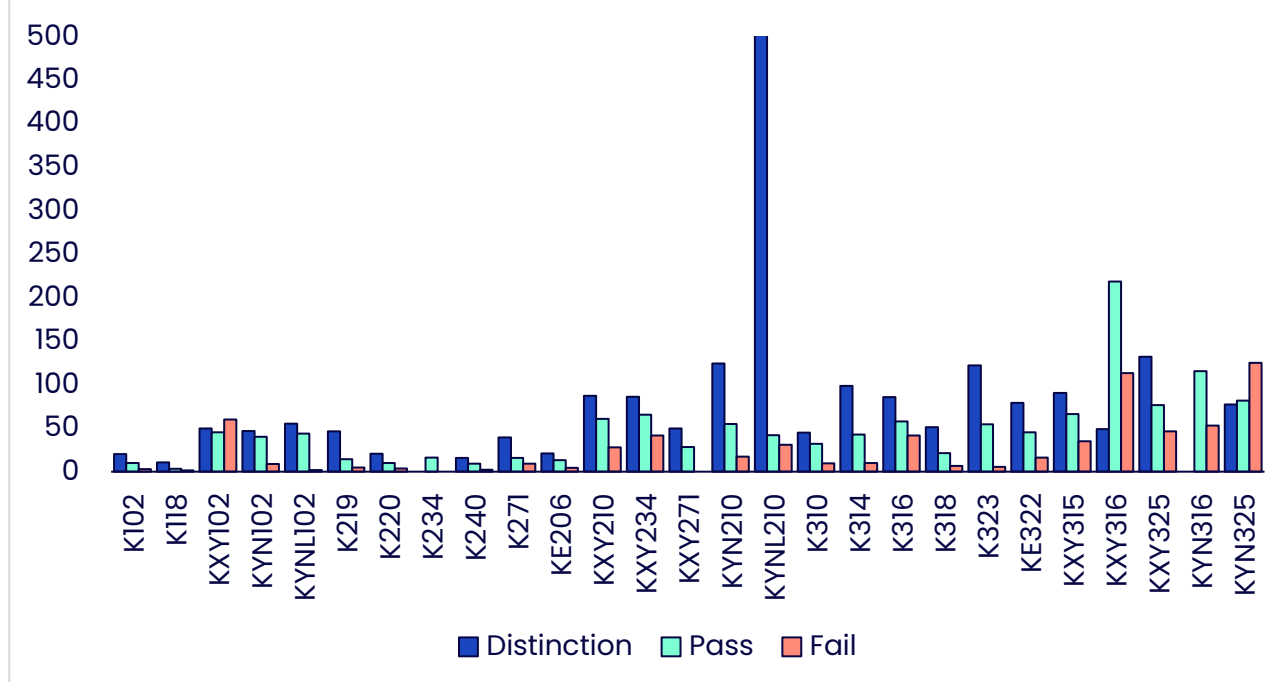


Module	Distinction	Pass	Fail
E102	8	3	1
E103	4	3	0
E109	2	1	0
E110	2	1	0
E117	16	8	1
E119	10	5	1
E209	25	13	4
E219	76	29	3
E229	21	13	4

E232	32	18	5
E235	43	24	3
E236	72	39	7
E309	63	30	10
E312	101	57	11
E314	135	65	11
EE304	0	29	3
EEXP304	0	39	9
EK313	89	49	15
E808	197	148	70
EE811	116	121	40
EE814	215	141	39
EE830	129	83	18

## WELS Health, Wellbeing and Social Care

**Average number of Library resources accessed per student against result obtained for 2022J modules**

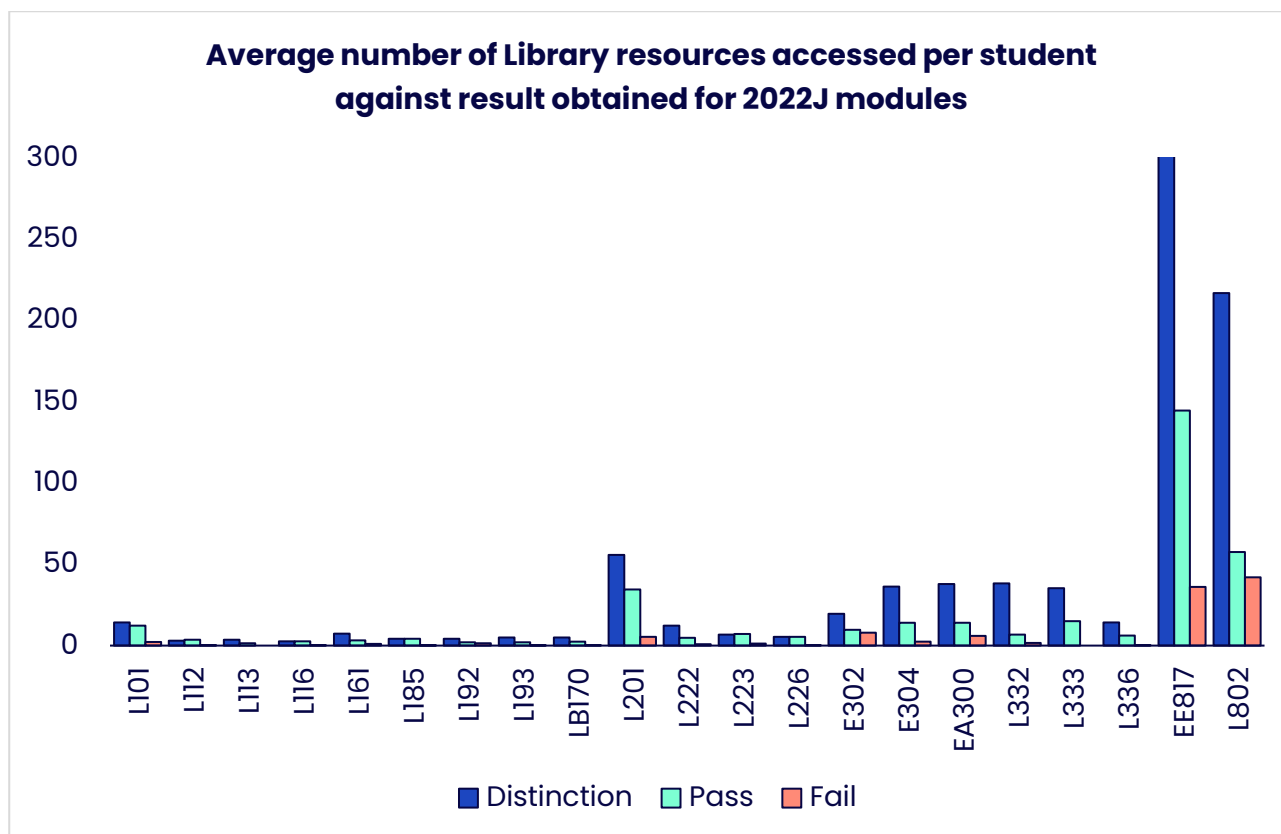


Module	Distinction	Pass	Fail
K102	20	10	3
K118	11	3	1
KXY102	50	45	60
KYNI02	47	40	9
KYNLI02	55	44	2
K219	46	14	5
K220	21	10	4
K234	0	16	0
K240	16	9	2
K271	39	16	9

KE206	21	13	5
KXY210	87	61	28
KXY234	86	66	41
KXY271	50	28	0
KYN210	124	55	17
KYNL210	988	42	31
K310	45	32	10
K314	99	43	10
K316	86	58	41
K318	51	21	6
K323	122	55	5
KE322	79	45	16
KXY315	90	66	35
KXY316	49	219	113
KXY325	132	76	46
KYN316	0	116	53
KYN325	77	82	125
KYNL316	0	69	0
KYNL325	17	16	46
K805	38	32	67
K833	147	94	2
KXY806	0	168	11



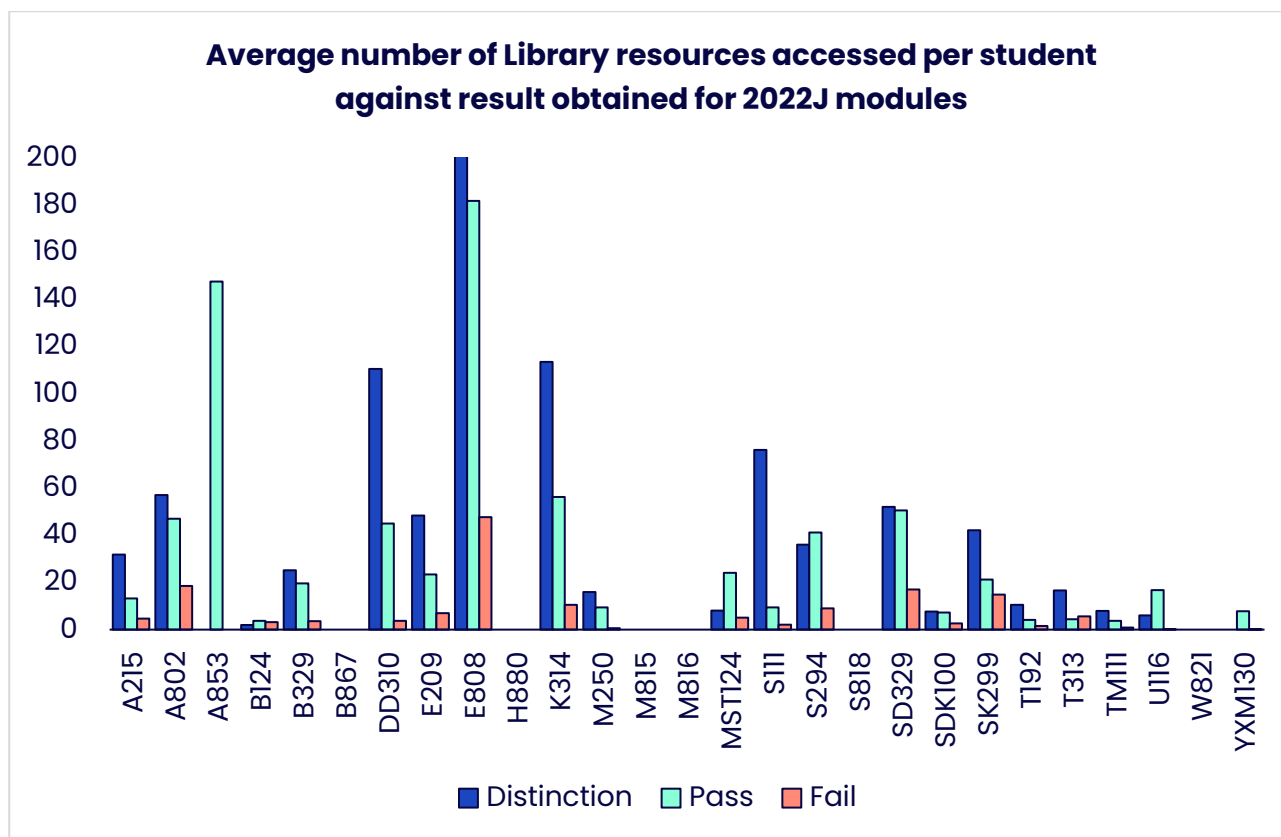
## WELS Languages and Applied Linguistics



Module	Distinction	Pass	Fail
L101	14	12	2
L112	3	4	0
L113	4	2	0
L116	3	3	0
L161	7	3	1
L185	4	4	0
L192	4	2	1
L193	5	2	0
L194	3	1	1

LB170	5	3	0
L201	56	34	5
L222	12	5	1
L223	7	7	1
L226	5	5	0
E302	19	10	8
E304	36	14	2
EA300	38	14	6
L332	38	7	2
L333	35	15	0
L336	14	6	0
EE817	350	144	36
L802	217	57	42

## Open Programme



Module	Distinction	Pass	Fail
A215	32	13	5
A802	57	47	19
A853	0	148	0
B124	2	4	3
B329	25	20	4
B867	0	0	0
DD310	110	45	4
E209	48	23	7
E808	342	182	48

H880	0	0	0
K314	113	56	11
M250	16	9	1
M815	0	0	0
M816	0	0	0
MST124	8	24	5
S111	76	9	2
S294	36	41	9
S818	0	0	0
SD329	52	50	17
SDK100	8	7	3
SK299	42	21	15
T192	11	4	2
T313	17	4	6
TM111	8	4	1
U116	6	17	0
W821	0	0	0
YXM130	0	8	0
YXM830	185	79	14

