


# The Open University in Scotland


## Facts and figures

2022-23


# Our Learners




**19,500+ OU students  
across Scotland**




**326 schools have  
participated in  
Young Applicants  
in Schools Scheme  
since 2007**




**73% of our students  
are in full-time or  
part-time work**



**27,000+  
modules studied**

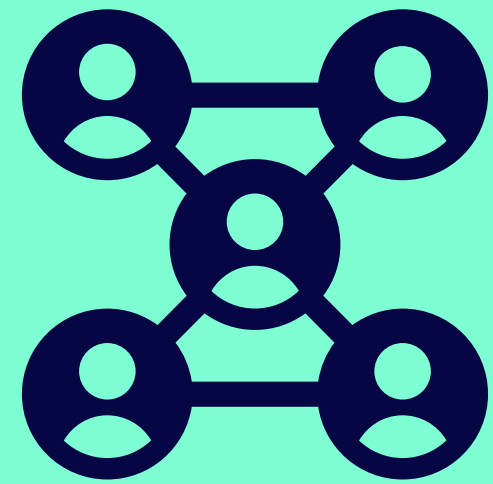


**28 years old is the  
average age of new  
undergraduates**



**165,200+ visitors  
from Scotland to  
OpenLearn**

# Making an impact



**We have students in all 73 Scottish Parliament constituencies, work with schools in all 32 local authority areas and partner with 16 regional colleges**



**The total impact from expenditure and employment in Scotland is £55m supporting 570 FTE jobs**



**Students in Scotland whose highest prior qualification is National 5s could earn an extra £200,000 on average in real terms over their career if they study an OU part-time degree**



**The OU in Scotland boosted the economy by £217.4m in 2018-19**



**Formal teaching and learning activities in Scotland generated £160.4m to the economy**



**85% of OU graduates remain in the location where they studied – so their talent and skills benefit local communities**

# Widening access




**43% of new OU undergraduate students are based in Scotland's most deprived areas**



**69% of our students receive a Part-Time Fee Grant**



**22% of OU students live in remote or rural areas**



**23% of new undergraduates join without standard university entrance qualifications**



**28% of OU students in Scotland share a disability**



**515 Access modules studied in Scotland in 2022-23**


# Upskilling the nation



**800+ applications for funded microcredentials in business and management, leadership, mental health, computing and IT, and sustainability +500+ fully-funded places awarded**




**Working with over 250 employers across Scotland**



**950 students are sponsored by their employers to study with us**



**84,700+ OU qualifications have been awarded to students in Scotland since 1971**



**40% of our students study Science, Technology, Engineering & Maths subjects**




**85% of alumni say OU studies improved their job skills**

# Contributing to Scotland's wellbeing



**226,500+ people  
have studied with  
The Open University  
in Scotland**



**Our students  
range from school  
age to 92 years old**



**86% of alumni say  
OU study improved  
their personal  
wellbeing**



**94% of alumni say  
OU studies improved  
their personal  
development**

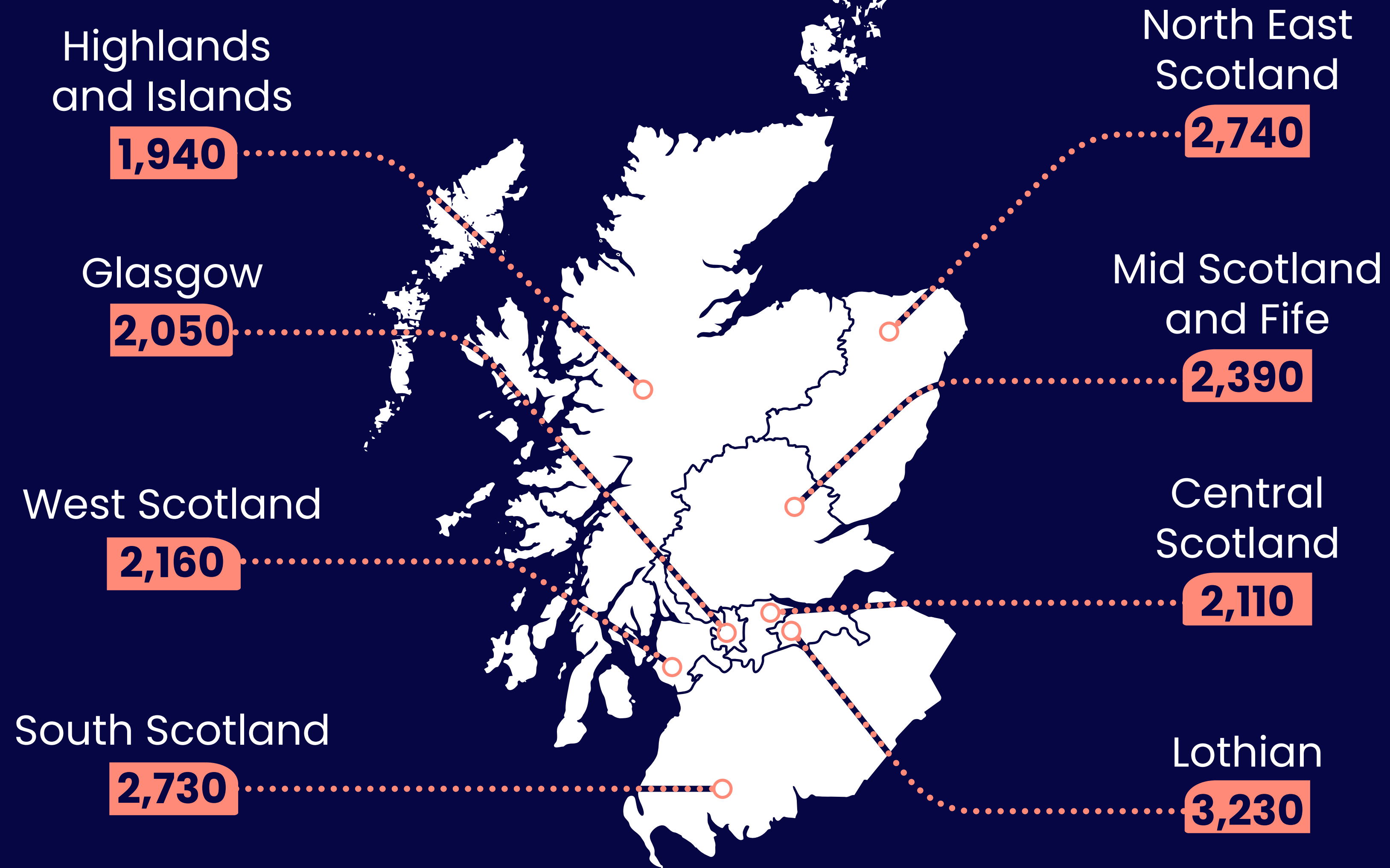


**1st in Scotland  
for student  
satisfaction**

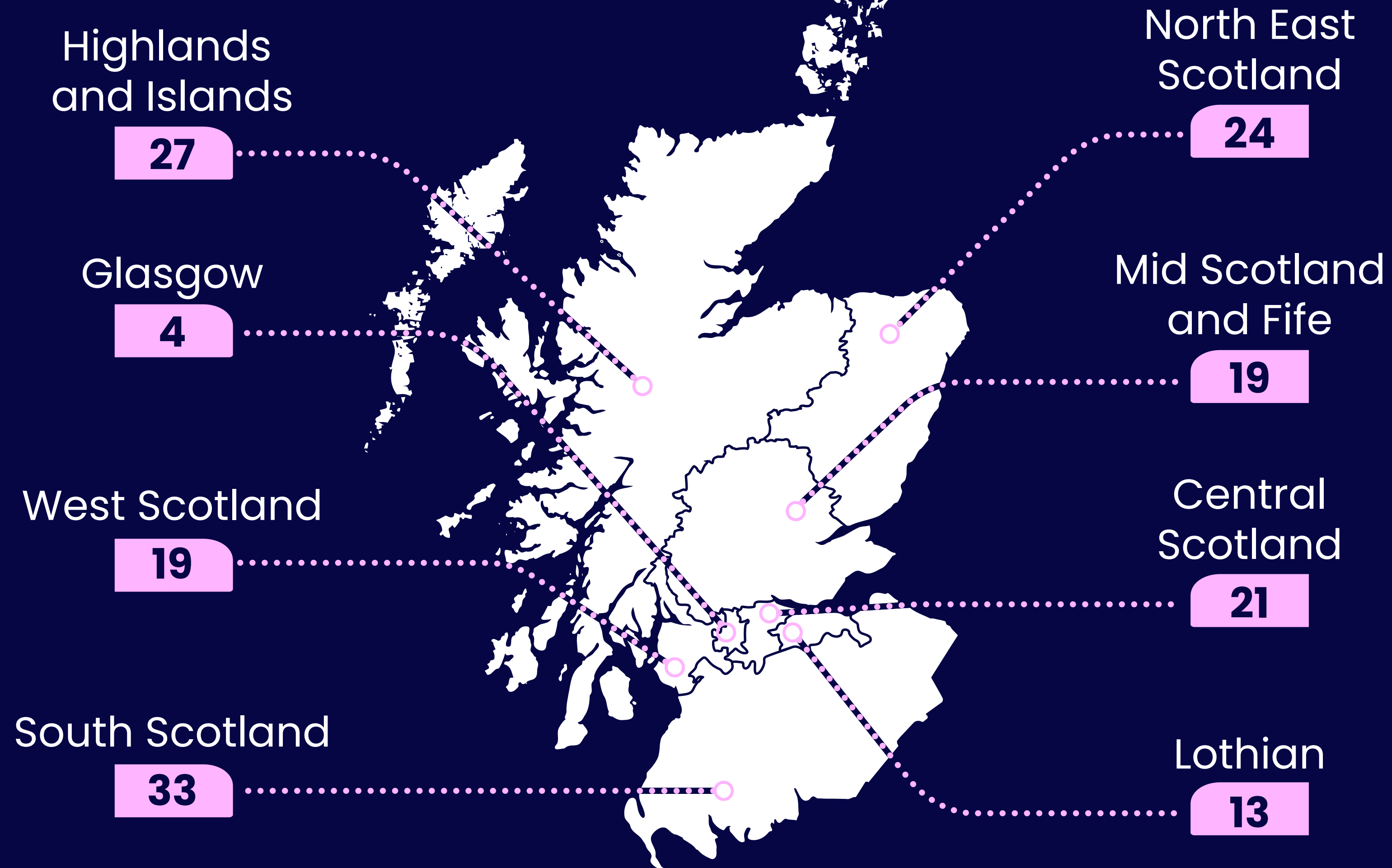


**350 OU students in  
Scotland are care  
experienced**

OU students by Scottish Parliament region  
2022-23



Number of schools participating in YASS by  
Scottish Parliament region  
**2022-23**





Visit [www.open.ac.uk/Scotland](http://www.open.ac.uk/Scotland)  
Email [Scotland@open.ac.uk](mailto:Scotland@open.ac.uk)  
Twitter [@OUScotland](https://twitter.com/OUScotland)  
Facebook [OpenUniversityinScotland](https://www.facebook.com/OpenUniversityinScotland)  
LinkedIn [The Open University in Scotland](https://www.linkedin.com/company/The-Open-University-in-Scotland)

Data: Unless otherwise stated, figures are for 2022-23. Our Learners full/part-time work percentage, Widening access percentages, and Upskilling STEM percentage are Full Time Equivalent statistics. Local authority areas and regional college partners refer to 2023-24. Impact and alumni data is from the Economic and Social Impact of The Open University in 2018-19, London Economics, November 2020. Student satisfaction data is from 2024. Cumulative number of people that have studied with the OU includes 2023-24 (October 2023).

The Open University is incorporated by Royal Charter (RC 000391), an exempt charity in England and Wales and a registered charity in Scotland (SC 038302). The Open University is authorised and regulated by the Financial Conduct Authority.

