

# MOZAMBIQUE News reports & clippings

490 14 June 2020 Editor: Joseph Hanlon ( [j.hanlon@open.ac.uk](mailto:j.hanlon@open.ac.uk) )

To subscribe: [tinyurl.com/sub-moz](http://tinyurl.com/sub-moz)

To unsubscribe: [tinyurl.com/unsub-moz](http://tinyurl.com/unsub-moz)

This newsletter can be cited as "Mozambique News Reports & Clippings"

Articles may be freely reprinted but please cite the source.

---

## Important external links

Cabo Delgado civil war weekly report - Zitamar, MediaFax, ACLED - <http://bit.ly/CaboLigado>

Covid-19 daily updated data and graphs <https://covidmoz.netlify.app/>

Previous editions of this newsletter: [bit.ly/MozNews2020](http://bit.ly/MozNews2020)

Downloadable books: <http://bit.ly/Hanlon-books> Election data: <http://bit.ly/MozEIData>

---

## Also in this issue:

**Covid-19 cases doubled in 11 days**

---

## Wider says secret debt intensified poverty; inequality is increasing as better off 'eat' more

There were 1 million more poor people in Mozambique in 2018 than in 2015, largely due to the secret debt, according to research published by the United Nations University - Wider on 3 June.

Two other recent Wider publications, show that inequality is increasing and that Mozambique is failing to tackle child poverty in rural areas and in the north. All of the studies show rural areas in general and all of the centre and north are being left behind; Maputo city and province and Gaza dominate. Urban-rural gaps and gaps between the south and both the centre and north have been increasing since 2009 for all indicators except access to clean water.

## Poverty deepening

"Overall improvements in access to basic services, asset ownership and housing conditions seem to have stalled in recent years" and the number of households who are not deprived is not increasing. "At the same time, a large share of the population even lost some of their assets, increasing their deprivation, which drives the rise in poverty intensity," write Eva-Maria Egger, Vincenzo Salvucci and Finn Tarp in the Wider paper. The gap between urban and rural areas and between north and south is wide and increasing.

There are two ways of measuring poverty - monetary, from income or consumption, or household welfare. The last national poverty survey was in 2015 but the Wider team are able to use the 2018 Demographic and Health Survey to estimate welfare poverty. Mozambique's population is increasing at the rate of 3% per year, so any annual poverty reduction of less than 3% means the number and share of poor people increases.

This study assesses welfare poverty ("multidimensional poverty" in the jargon) based on sanitation, water, electricity, assets, housing and cooking fuel. The data is from four Demographic and Health Surveys. The results (in the table) show that the poverty rate is falling so slowly that the number of people in welfare poverty is increasing by more than 300,000 each year.

year	% poor	Number of poor people (mn)	Increase in number of poor people
2009	87%	20.0	
2011	83%	20.1	138,210
2015	79%	21.3	1,106,820
2018	75%	22.2	984,980

In the 2018 survey only 37% of urban people were poor (in welfare terms) and 42% of people in the south were poor, compared to 93% of rural people and 86% of those in the north. "The north and centre show much higher levels of deprivation", and the gap increased in the period 2015-18. This was, in part, due to a global economic crisis and falling commodity prices. But the "factor that most contributed" to the intensification of poverty was the \$2 bn hidden debt, which caused the IMF and donors to halt direct budget support which caused a cut in GDP which led to a depreciation of the Metical which raised prices of imported goods, the authors say.

## Children poorer than in neighbour countries - and it's getting worse

"A significant, and striking, result of our analysis is that rural poverty incidence for children aged 0–17 is more than three times that of urban areas, and the four poorest provinces are about 50 times poorer than the richest," write Kristi Mahrt, Andrea Rossi, Vincenzo Salvucci and Finn Tarp in a paper published 23 April.

"Mozambique continues to have multidimensional poverty levels that exceed those of its neighbours – Malawi, Tanzania, Zambia, and Zimbabwe – by a large margin. Notwithstanding the improvements observed, performance in primary enrolment, water, and sanitation indicators seems to be particularly poor, which also influences nutrition and other indicators. ... It is difficult to explain the different pace at which Tanzania managed to reduce its poverty index compared to Mozambique (4.1% per year versus 2.4%). One explanation comes from the fact that Mozambique's development in recent years has been highly unequal. Rural areas and most central-northern regions have experienced much lower gains in terms of welfare than urban areas and southern provinces."

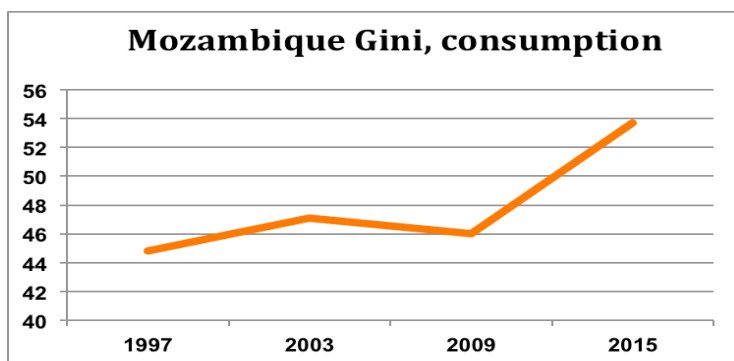
Compared to its neighbours, "Mozambique achieved the greatest reduction in urban poverty index, which once more confirms the impression of an uneven development process" and particularly excluded children in rural and central/northern regions. The study looked at multidimensional or welfare poverty, but used a set of indicators more appropriate for children.

## Sharp increase in inequality as the better off consume much more

Inequality in Mozambique jumped between 2009 and 2015, after having been relatively steady for a decade, the 6 May update of the Wider World Income Inequality Database (WIID) shows. A June 2019 research paper by Carlos Gradín and Finn Tarp highlighted "a substantial increase in inequality, especially in most recent years. This was due to consumption disproportionately increasing among the better-off." They say "this growth pattern is characterised by the emergence of a non-subsistence economy in Maputo and other urban areas, in a resource-based country, with a shrinking public sector, the expansion of education and the emergence of a small but highly educated elite." Inequality is low in rural areas and highest in Maputo city.

The standard measure of inequality is the "Gini coefficient", where 100 is totally unequal (one person has all the money, and 0 where everyone is equal. And the graph below shows the huge

jump after 2015; a rise of 6 points in 3 years is very large. The data base and article uses the household budget survey, conducted every 5 or 6 years, which measures consumption.



The WIID also shows income ratios and the changes are dramatic. The top 5% of the population consumes 56 times as much as the bottom 5%. Over 12 years (1997-2009) the consumption of the top 5% moved from 30 to 38 times the bottom 5%, but then in just 6 years it jumped to 56 times.

year	Share of income		Ratios	
	bottom 5%	top 5%	top 5% to bottom 5%	top 10% to bottom 40%
1997	0.85%	25.55%	30.06	2.39
2003	0.83%	28.88%	34.80	2.68
2009	0.69%	26.52%	38.43	2.56
2015	0.61%	33.98%	55.70	3.77

Notes: The WIID is edited by Finn Tarp and for Mozambique does Gini and income calculations in four ways. All four give the same trends and show the same big jump of Gini and consumption of the top 5%. The graph and table are based on the simplest version, per capita consumption not corrected for households or regions.

### Links:

"Evolution of multidimensional poverty in crisis-ridden Mozambique", Eva-Maria Egger, Vincenzo Salvucci and Finn Tarp.

<https://www.wider.unu.edu/publication/evolution-multidimensional-poverty-crisis-ridden-mozambique>

The authors will present a seminar (in Portuguese on Zoom) on Thursday 18 June at 15.00 Maputo & Helsinki time (GMT +2). Link to seminar and paper in Portuguese: <http://bit.ly/EggerMo>

"Multidimensional Poverty of Children in Mozambique", Kristi Mahrt, Andrea Rossi, Vincenzo Salvucci & Finn Tarp. <https://doi.org/10.1007/s12187-019-09696-6>

"New update of the World Income Inequality Database"

<https://www.wider.unu.edu/news/new-update-world-income-inequality-database>

"Investigating growing inequality in Mozambique", Carlos Gradin and Finn Tarp.

<https://onlinelibrary.wiley.com/doi/epdf/10.1111/saje.12215>

=====

## Covid-19 cases doubled in 11 days

With 74 new cases Friday and Saturday (12-13 June), the total number of cases has doubled in just 11 days. This is the 8th most rapid increase in the world, according to <https://ourworldindata.org/>. The doubling time has shortened, from 13 days just a week ago. On 20 May the total cases were double those of 26 days before.

Although the infection rate is low, it is accelerating. There is now community spread in Nampula and it is likely to be occurring in Pemba and Maputo city.

One more death has been confirmed, of a man isolating at home in Nampula, bringing the total to three. But for the first time there are press reports claiming spread and deaths within prisons not included in official data because there were no tests done. It is reported that four people in Machava central prison in Matola have died this month from "breathing problems", and at least six more have been hospitalised. (*Dossiers & Factos* 8 June, *Intelyse* 5 June)

Mozambique's number of cases is now doubling in 11 days. Its neighbours South Africa, Zimbabwe and Malawi have only slightly longer doubling times of 13-15 days.

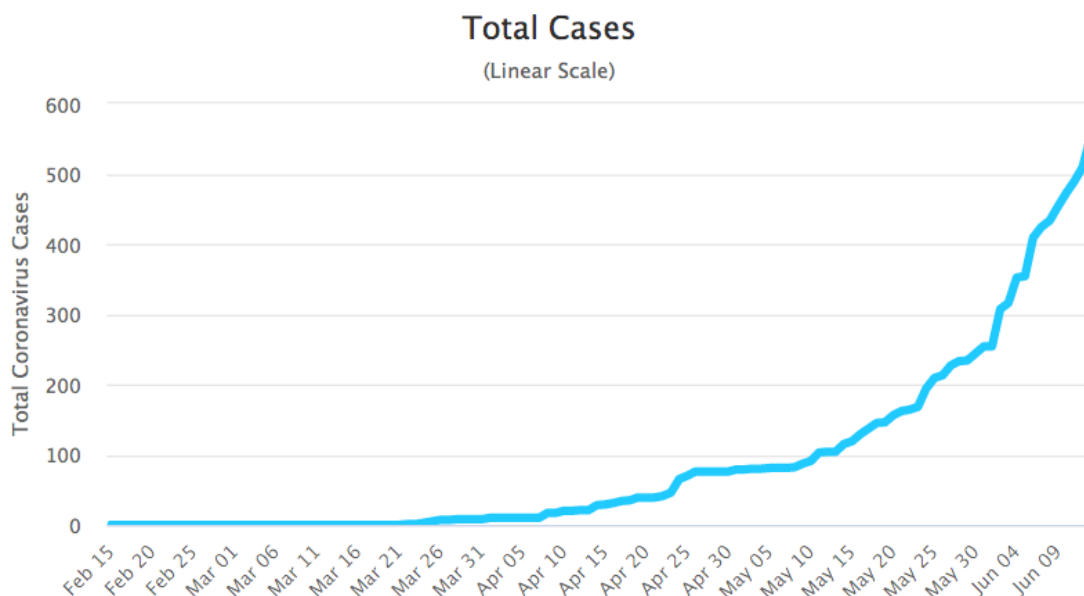
Since the start of epidemic, there have been 583 cases of Covid-19 confirmed. Of those, 151 have recovered and 428 are still ill of whom only 3 are in hospital, all in Nampula, according to data including Friday 12 June, reported yesterday. There were 44 new cases confirmed Friday and 30 Saturday:

- Nampula: 179 total cases, 25 new Friday and Saturday
- Cabo Delgado: 191 total, 18 new
- Maputo city: 83, 10
- Maputo province: 55, 4
- Tete: 17, 11
- Sofala: 17, 2
- Inhambane: 16, 1
- Manica: 6, 0
- Niassa: 6, 0
- Gaza: 8, 0
- Zambézia: 5, 3

Nampula city has the largest number of cases and is the first place with community transmission without an identified focus. The Cabo Delgado outbreak can still be traced back to the Afungi gas work camp of Total, although the new cases are in Palma and Pemba.

Mozambique is largely testing contacts and is testing a smaller portion of the population than most other countries; as a percentage of its population, South Africa is testing 30 times as many people as Mozambique. Also, many deaths may not be registered as Covid-19 related because they were not tested.

Of those tested, only 3% have been positive. Of those testing positive, 50% are asymptomatic.



## Mozambique compared to other countries

at 12 June	Total	Total	Tot Cases/	Deaths/	Total	Tests/
	Cases	Deaths	1M pop	1M pop	Tests	1M pop
World	7,769,181	428,844	997	55		
USA	2,117,333	116,840	6,399	353	23,794,892	71,908
Brazil	831,064	41,952	3,911	197	1,476,057	6,947
UK	292,950	41,481	4,316	611	6,434,713	94,811
Portugal	36,180	1,505	3,548	148	975,737	95,679
Africa	228,564	6,101				
South Africa	61,927	1,354	1,045	23	1,060,425	17,892
Zambia	1,321	10	72	0.5	28,236	1,539
Mozambique	553	2	18	0.1	18,061	579
Malawi	481	4	25	0.2	6,690	350
Eswatini (Swazi.)	472	3	407	3	6,551	5,650
Zimbabwe	343	4	23	0.3	52,905	3,562

<https://www.worldometers.info/coronavirus/>

## Covid-19 will continue through 2021

Mozambicans should prepare for “a new normal”, warned the General Director of the National Health Institute (INS), Ilesh Jani, on Friday. It is no longer likely that the coronavirus that causes Covid-19 can be defeated in a matter of months. Mozambicans will be living with Covid-19 throughout 2021. “We will have to learn to live with the virus”, said Jani. That would mean “new ways of working in teams, new models for meeting, for travelling, for organising public events, and for holding funerals”.

He praised the Maputo municipal council, and other municipalities, who are already thinking about how to reorganize markets, so that these become places less likely to spread Covid-19, and thus less dangerous to both vendors and consumers.

So far, Jani pointed out, none of the measures imposed by the Mozambican government under the state of emergency have been relaxed. Restrictive measures include a ban all religious, political, cultural and other activities likely to attract crowds, the restriction of travel to the minimum necessary, the wearing of masks in public, and social distancing of at least 1.5 metres between individuals, particularly in places such as shops and markets. (AIM 12 June)

Google mobility data (graphed below) based on mobile telephone locations can be used to compare January with the period after the emergency was declared on 1 April. It shows dramatically that the emergency had an effect, with more people staying at home and fewer people going to work and shopping. But the effect had partly worn off at the beginning of May, with more people at work and shopping, although use of public transport remained down. In Nampula, which is now the main centre of community transmission, people have largely stopped obeying the emergency restrictions, as has been reported in the press.

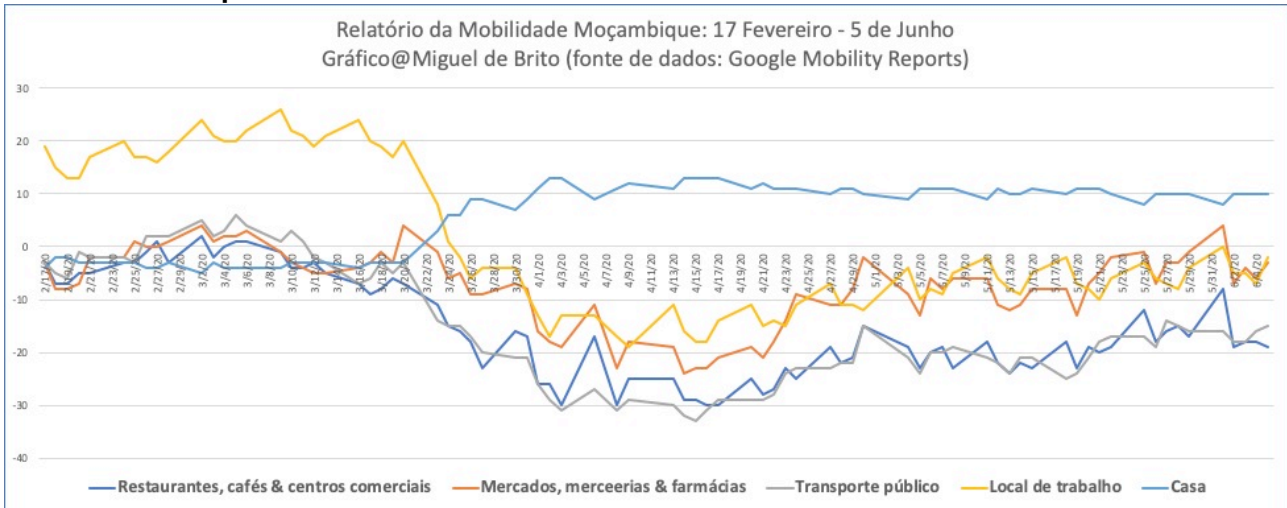
<https://www.google.com/covid19/mobility/> and

[https://www.gstatic.com/covid19/mobility/2020-06-07\\_MZ\\_Mobility\\_Report\\_en.pdf](https://www.gstatic.com/covid19/mobility/2020-06-07_MZ_Mobility_Report_en.pdf)

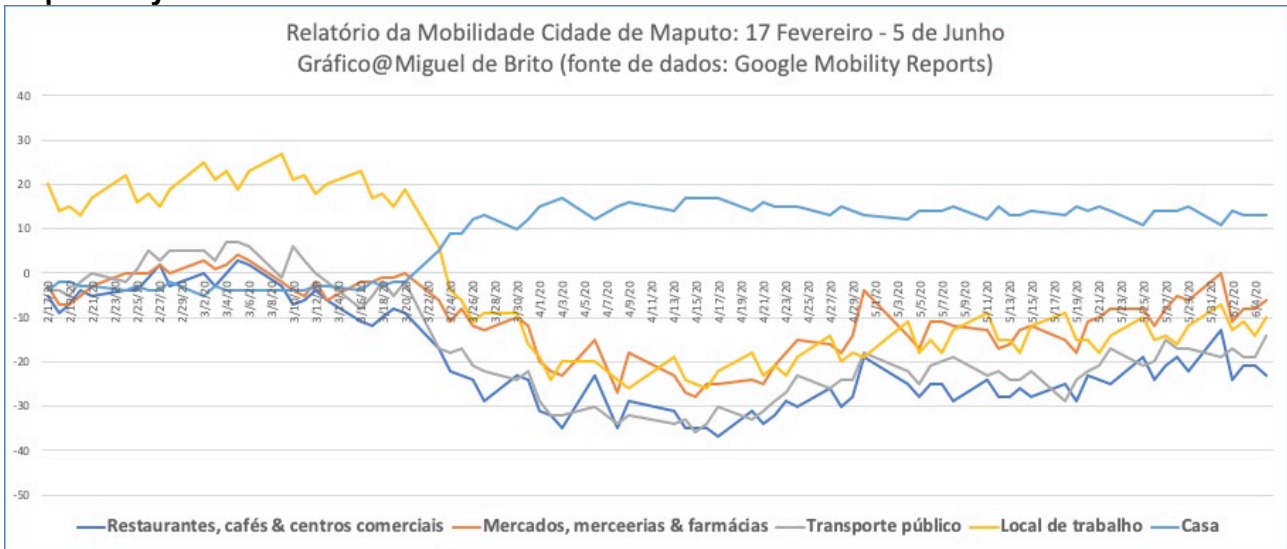
The graphs show movement of mobile telephones compared to the baseline period of January, which is a holiday period. Thus the yellow workplace line is above the January level in February and March as more people went to work. For all of Mozambique and for Maputo it falls below the January level in April, showing the Emergency rules are being obeyed. And for May it shows that people going to their workplace has only increased to the January level and not the March level. The data also shows more people staying at home and fewer people going to restaurants and using public transport. Thus for Mozambique in general and Maputo city, the Emergency rules are still being partially obeyed.



## All of Mozambique

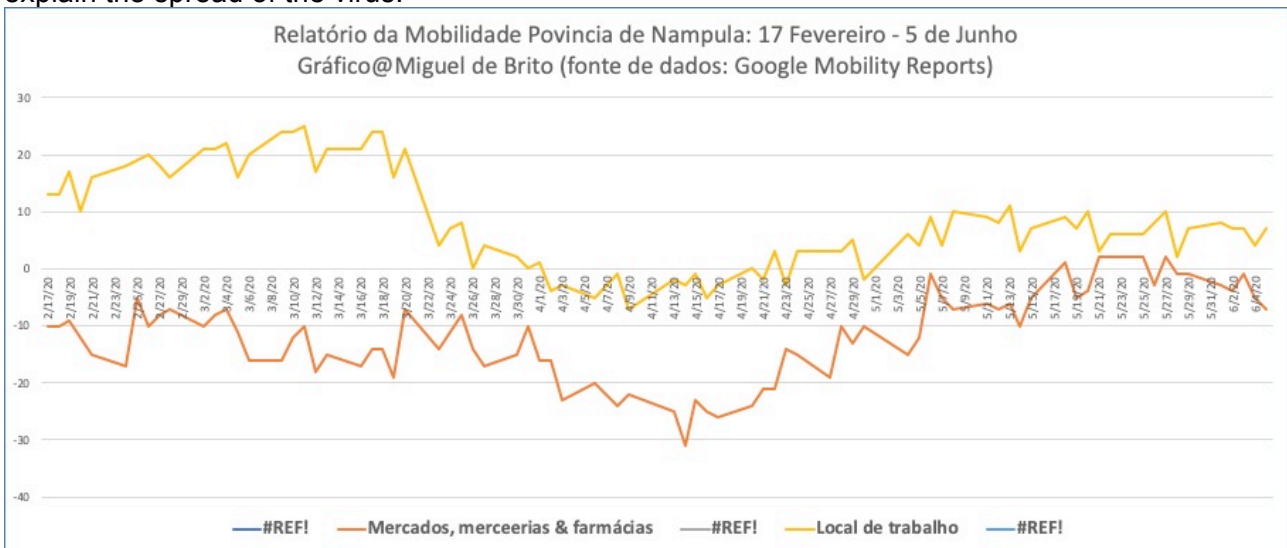


## Maputo city

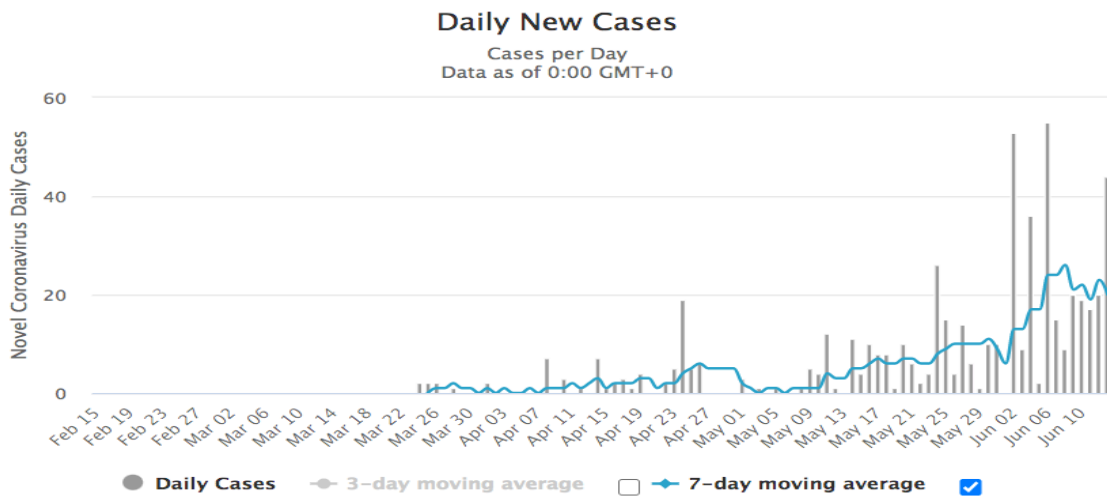


## Nampula

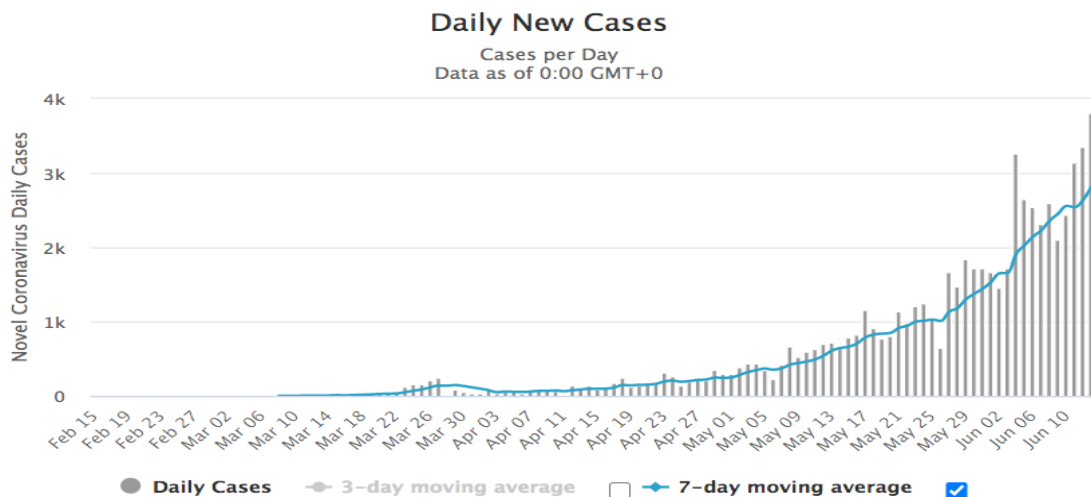
Data is only available for workplaces and shops and markets. It shows that the Emergency was being respected in mid-April, but by the start of May it was largely being ignored, which may explain the spread of the virus.



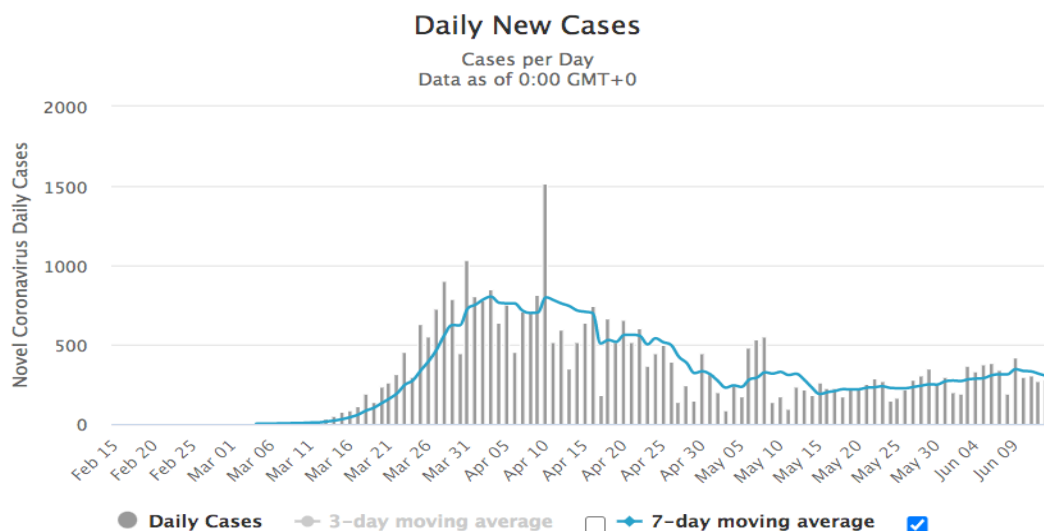
## Daily New Cases in Mozambique



## Daily New Cases in South Africa



## Daily New Cases in Portugal



## Problem of neighbouring states

One of Mozambique's problems is the very long borders which are commonly crossed unofficially, and that people could bring the disease over the border. It is already suggested that truck drivers may have brought the disease into Mozambique.

South Africa has a quarter of all Africa's Covid-19 cases, although the infection and death rate are still much lower than Europe and the United States.

The biggest difficulty may be denial in neighbouring states. Tanzania stopped publishing official data on 29 April, when there were already 21 deaths. On Sunday 7 June Tanzania's President John Magufuli told worshippers in a church in the capital, Dodoma, that "the corona disease has been eliminated thanks to God," and the prayers by citizens mean the country is "coronavirus-free." But reliable reports say that Covid-19 is serious in Tanzania and that recent deaths include a prominent academic.

And Malawi's former President Joyce Banda has told a campaign rally that the country has no Covid-19 cases and accused the government of "faking" numbers, in order to increase aid. (BBC 10 June). Just ten weeks ago, Banda accused the government of hiding Covid-19 cases. Banda is a candidate in the re-run of the presidential election on 23 June ordered by the High Court.

=====

This newsletter can be cited as "Mozambique News Reports & Clippings".

If you need to cite it for academic purposes, treat it as a blog. The normal citation format would be:

"Mozambique News Reports & Clippings, number XXX", DATE, [bit.ly/mozamb](http://bit.ly/mozamb), accessed XXX.

**Previous newsletters and other Mozambique material** are posted on [bit.ly/mozamb](http://bit.ly/mozamb)

=====

## Background reading

### Special reports

#### Mozambique heroin transit trade

English - LSE - <http://bit.ly/Moz-heroin>

Portuguese - Pt - CIP - <http://bit.ly/HeroinaPT>

2001 first article - English and Portuguese <https://bit.ly/MozHeroin2001>

#### Gas for development?

Gas\_for\_development\_or\_just\_for\_money?\_2015 [bit.ly/MozGasEng](http://bit.ly/MozGasEng)

Gás\_para\_desenvolvimento\_ou\_apenas\_dinheiro?\_2015 [bit.ly/MozGasPt](http://bit.ly/MozGasPt)

Social protection report - 2017 Mozambique - <http://bit.ly/MozSocPro>

Special report on four poverty surveys: [bit.ly/MozPoverty](http://bit.ly/MozPoverty)

2018 Constitution - <http://bit.ly/2KF588T>

Minimum wage and exchange rates 1996-2018 -- <http://bit.ly/MinWage18>

#### \$2bn secret debt - in English

Kroll - Full report on \$2bn debt - <http://bit.ly/Kroll-Moz-full>

Kroll report summary - <http://bit.ly/Kroll-sum>

Key points of Mozambique parliament report - Nov 2016 - <http://bit.ly/MozAR-debt-En>

Following the donor-designed path to Mozambique's \$2.2 bn debt - <http://bit.ly/3WQ-hanlon>

#### In Portuguese:

Parliamentary Report on the Secret Debt (complete) [bit.ly/MozAR-debt](http://bit.ly/MozAR-debt)

**Election study collaboration:** We have detailed election data from 1999 through 2014 and are inviting scholars to use this data collaboratively. <http://bit.ly/MozEIData>

Election newsletters are on <http://bit.ly/2H066Kg>

**Eight books by Joseph Hanlon can be downloaded, free:** <http://bit.ly/Hanlon-books>

Bangladesh confronts climate change (2016)

Chickens and beer: A recipe for agricultural growth in Mozambique (2014)

Há Mais Bicicletas – mas há desenvolvimento? (2008)

Moçambique e as grandes cheias de 2000 (2001)

Paz Sem Benefício: Como o FMI Bloqueia a Reconstrução (1997)



Peace Without Profit: How the IMF Blocks Rebuilding (1996)  
Mozambique: Who Calls the Shots (1991)  
Mozambique: The Revolution Under Fire (1984)

**Two more will be available shortly to download:**

Apartheid's 2nd Front (1986)  
Mozambique and the Great Flood of 2000

**These are still available for sale:**

Galinhas e cerveja: uma receita para o crescimento (2014) (free in English)  
Zimbabwe takes back its land (2013)  
Just Give Money to the Poor: The Development Revolution from the Global South (2010)  
Do bicycles equal development in Mozambique? (2008) (free in Portuguese)  
Beggar Your Neighbours: Apartheid Power in Southern Africa (1986)

=====

**Mozambique media websites, Portuguese:**

Notícias: [www.jornalnoticias.co.mz](http://www.jornalnoticias.co.mz)  
O País: [www.opais.co.mz](http://www.opais.co.mz)  
@Verdade: <http://www.verdade.co.mz>  
Carlos Serra Diário de um sociólogo: <http://oficinadesociologia.blogspot.com>

**Mozambique media websites, English:**

Club of Mozambique: <http://clubofmozambique.com/>  
Zitamar: <http://zitamar.com/>  
Macauhub English: <http://www.macauhub.com.mo/en/>  
AIM Reports: [www.poptel.org.uk/mozambique-news](http://www.poptel.org.uk/mozambique-news)

=====

This mailing is the personal responsibility of Joseph Hanlon, and does not necessarily represent the views of the Open University.